

Investment Update for the Generate KiwiSaver Scheme: Stepping Stones 56-60 years old investment option

30 September 2024

This investment update was first made publicly available on 29 October 2024.

What is the purpose of this update?

This document tells you how the Stepping Stones 56-60 years old investment option has performed and what fees were charged. The document will help you to compare the investment option with other investment options and funds. Generate Investment Management Ltd prepared this update in accordance with the Financial Markets Conduct Act 2013. This information is not audited and may be updated.

Description of this investment option

The Stepping Stones 56-60 years old investment option aims to provide a modest to medium return over the short to medium term. It invests in an actively managed portfolio made up of slightly more income assets than growth assets. Volatility is likely to be medium to high. Returns will vary and may be low or negative at times.

| | Stepping Stones 56-60 |
|--|-----------------------|
| Total value of the investment option | \$33,177,770 |
| Number of investors in the investment option | 667 |
| The date the investment option started | 16 April 2013 |

What are the risks of investing?

Risk indicator for the Stepping Stones 56-60 years old investment option:



The risk indicator is rated from 1 (low) to 7 (high). The rating reflects how much the value of the investment option's assets goes up and down. A higher risk generally means higher potential returns over time, but more ups and downs along the way. To help you clarify your own attitude to risk, you can seek financial advice or work out your risk profile at generatewealth.co.nz/survey. Note that even the lowest category does not mean a risk-free investment, and there are other risks that are not captured by this rating.

This risk indicator is not a guarantee of an investment option's future performance. The risk indicator is based on the returns data for the last five years. While risk indicators are usually relatively stable, they do shift from time to time. The risk indicator will continue to be updated in future investment updates.

See the product disclosure statement (PDS) for more information about the risks associated with investing in this investment option.

Generate KiwiSaver Scheme

Investment Update for the Generate KiwiSaver Scheme: Stepping Stones 56-60 years old investment option 30 September 2024

How has the investment option performed?

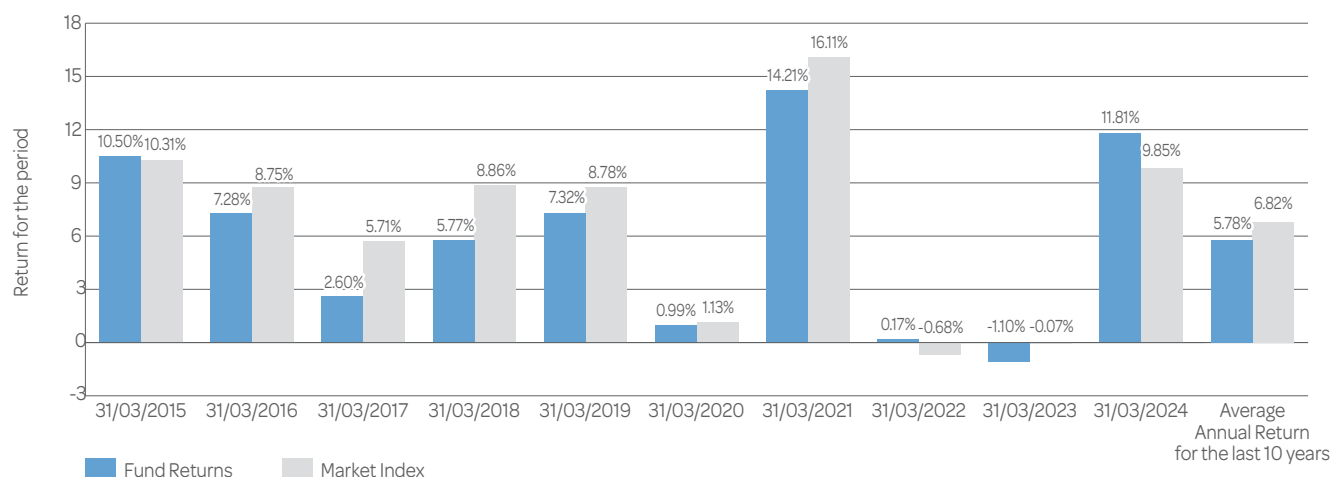
| | 5 year p.a. | Past year |
|--|-------------|-----------|
| Annual return (after deductions for charges and tax) | 4.45% | 13.73% |
| Annual return (after deductions for charges but before tax) | 5.14% | 15.86% |
| Market index annual return (reflects no deduction for charges and tax) | 4.63% | 13.85% |

The market index return reflects a composite of benchmark index returns, weighted for the investment option's target asset allocation, being the investment option's relevant benchmark since inception. All of the share market benchmark indices used include dividends but do not include imputation credits.

Additional information about the market index is available in the SIPO on the register at disclose-register.companiesoffice.govt.nz.

Due to the significant change in asset allocations, past performance may not be comparable with the fund's expected future performance.

Annual return graph



This shows the return after fund charges and tax for each of the 10 year endings 31 March. The last bar shows the average annual return for the last 10 years, up to 30 September 2024.

Important: This does not tell you how the investment option will perform in the future. Returns in this graph are after tax at the highest prescribed investor rate (PIR) of tax for an individual New Zealand resident. Your tax may be lower. Benchmark returns in the graph are before the deduction of tax.

What fees are investors charged?

Investors in the Stepping Stones 56-60 years old investment option are charged fund charges. In the year to 31 March 2024 these were:

| | % of net asset value |
|--|------------------------|
| Total fund charges | 1.20% |
| Which are made up of: | |
| Total management and administration charges including: | |
| Manager's basic fee | 1.14% |
| Other management and administration charges ¹ | 0.06% |
| Total performance based fees | 0.00% |
| Other charges | \$ amount per investor |
| Membership Fee ² | \$36.00 per year |

A portion of the 'other management and administration charges' relate to management, performance and administration charges from investments in underlying funds. Some of these calculations are based on estimates.

Investors are not currently charged individual action fees for specific actions or decisions (for example, for withdrawing from or switching funds). See the PDS for more information about fees.

Small differences in fees and charges can have a big impact on your investment over the long term.

Example of how this applies to an investor

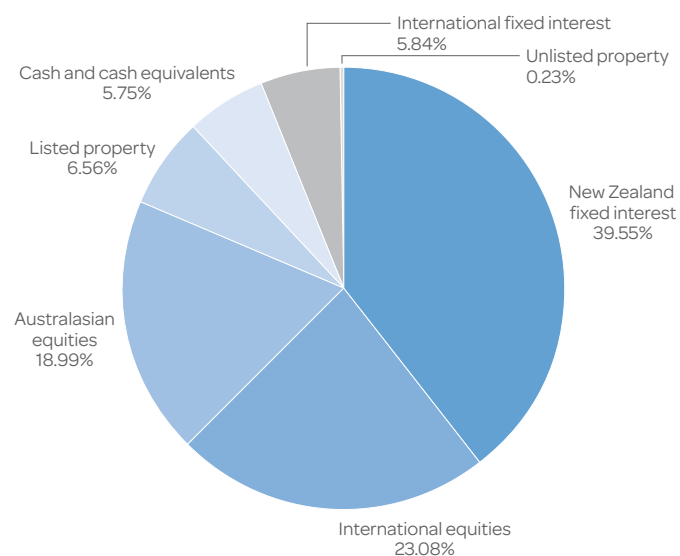
Hannah had \$10,000 in the investment option at the start of the year and did not make any further contributions. At the end of the year, Hannah received a return after fund charges were deducted of \$1,373 (that is 13.73% of her initial \$10,000). Hannah also paid \$36 in other charges. This gives Hannah a total return after tax of \$1,337 for the year.

Investment Update for the Generate KiwiSaver Scheme: Stepping Stones 56-60 years old investment option 30 September 2024

What does the investment option invest in?

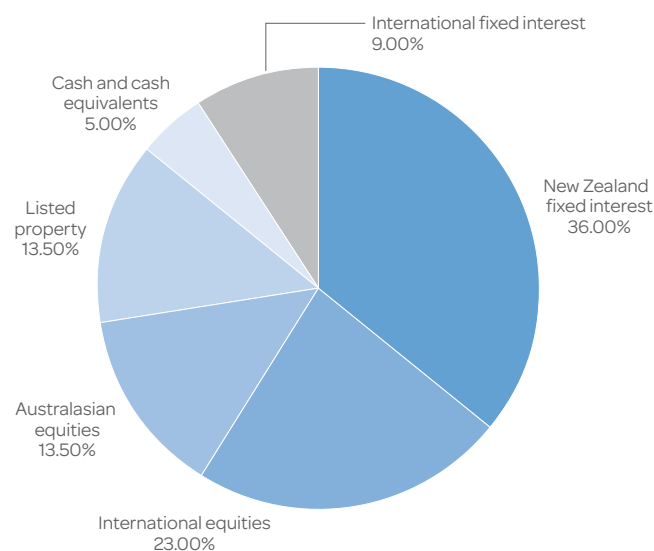
This shows the types of assets that the investment option invests in.^{3,4,5,6,7}

Actual investment mix



Target investment mix

This shows the mix of assets that the investment option generally intends to invest in.



Top 10 investments

| Name | Percentage of investment net assets | Type | Country | Credit rating (if applicable) |
|------------------------------------|-------------------------------------|---------------------------|-------------|-------------------------------|
| ASB NZ Dollar Cash Account | 6.37% | Cash and cash equivalents | New Zealand | A1 |
| Infratil | 2.97% | Australasian equities | New Zealand | |
| Fisher & Paykel Healthcare Ltd | 2.69% | Australasian equities | New Zealand | |
| Contact Energy | 1.74% | Australasian equities | New Zealand | |
| NZLGA May 2031 bonds | 1.67% | NZ Fixed Interest | New Zealand | AAA |
| Kāinga Ora Sep 2035 bonds | 1.53% | NZ Fixed Interest | New Zealand | AAA |
| Spark | 1.47% | Australasian equities | New Zealand | |
| Auckland International Airport Ltd | 1.40% | Australasian equities | New Zealand | |
| T Rowe Price Global Equity Fund | 1.39% | International equities | Australia | |
| Kāinga Ora Apr 2030 bonds | 1.39% | NZ Fixed Interest | New Zealand | AAA |

The top 10 investments make up 22.62% of the investment option.

The investment option's net foreign currency exposure was 15.11% of net asset value on the 30 September 2024. At target the investment option's net foreign currency exposure is 11.50% of net asset value. More details on the approach to currency hedging is available in the SIPO on the register at disclose-register.companiesoffice.govt.nz.

Generate KiwiSaver Scheme

Investment Update for the Generate KiwiSaver Scheme: Stepping Stones 56-60 years old investment option 30 September 2024

Key personnel

This shows the directors and employees who have the most influence on the investment decisions of the investment option.

| Name | Current position | Time in current position | Previous or other position | Time in previous or other position |
|----------------|---|--------------------------|--|------------------------------------|
| Sam Goldwater | Chief Investment Officer/Investment Committee Member/Executive Director | 11 years and 6 months | Led the investment management of a sizeable portfolio of family assets | 7 years and 5 months |
| Daniel Frost | Portfolio Manager – Property & Infrastructure, Australasian Equities | 6 years and 8 months | Senior Analyst, Macquarie Bank | 5 years and 4 months |
| Andrew Bolland | Portfolio Manager – Property & Infrastructure, Australasian Equities | 5 years and 3 months | Senior Analyst/Associate Portfolio Manager, Salt Funds Management | 6 years and 2 months |
| Ayrton Oliver | Portfolio Manager – Fixed Income | 3 years and 6 months | Vice President, JP Morgan Chief Investment Office, International Rates and FX Portfolio Management | 7 years |
| Nathan Field | Portfolio Manager – Global Equities | 1 years and 7 months | Portfolio Manager, Global Thematic Fund, Kiwi Wealth | 13 years |

Further information

You can also obtain this information, the PDS for the Generate KiwiSaver Scheme, and some additional information from the offer register at disclose-register.companiesoffice.govt.nz.

Notes

1. This investment option invests in underlying funds managed by third party managers. The fees on these funds are taken from offer documents or estimated using data from their most recent financial statements. Where applicable, performance fees on underlying funds are estimated taking into account highwater marks.
2. Membership fees are the monthly fixed dollar charges for membership in the Generate KiwiSaver Scheme. You will pay only \$3 each month even if you are invested in multiple funds within the Generate KiwiSaver Scheme.
3. International equities are made up of direct equity investments and investments in underlying funds. The investments may include unlisted international equities.
4. 'Cash and cash equivalents' includes the value of foreign exchange hedging derivatives related to the investment option's off-shore investments.
5. Listed property includes investments in aged care companies.
6. The investment option has an ability to invest in unlisted property and infrastructure investments as per limits set in the SIPO.
7. Australasian equities includes investments in unlisted New Zealand equities.