



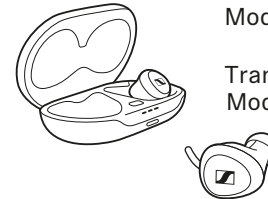
# TV Clear Set 2

Model: TVC2

Earbuds

Model: TVC2-EB  
TVC2-C

Transmitter  
Model: TVC2-TX



- EN Quick Guide
- DE Kurzanleitung
- FR Guide rapide
- ES Instrucciones resumidas
- PT Guia rápidos
- NL Beknopte handleiding
- IT Guida rapida
- DA Snabbguide
- SV Bruksanvisning

## SENNHEISER

Package contents | Inhalt | Contenu | Índice | Índice | Inhoud | Contenuto | Inhold | Innehåll

\* mounted on earbuds on delivery

Model: TVC2-EB

Model: TVC2-C

USB-A

USB-C

Silicone ear adapters

1 L 1 R

\*2 L \*2 R

3 L 3 R

Instruction manuals and product support  
 Bedienungsanleitungen und Produktbetreuung  
 Manuels d'utilisation et assistance produit  
 Instrucciones de uso y soporte del producto  
 Manuali d'istruzioni e supporto prodotto  
 Bedieningsinstructies en productondersteuning  
 Manuais de instruções e assistência ao produto  
 Instrukcje obsługi i wsparcie produktowe  
 Brugsanvisninger og produkthjælp

[www.sennheiser-hearing.com/tvclearset2](http://www.sennheiser-hearing.com/tvclearset2)



Sonova Consumer Hearing GmbH  
 Am Labor 1, 30900 Wedemark, Germany  
 029-1286-72/V1.0/2023 01

Model: TVC2-TX

Optical cable

Power cable

3.5 mm Miniplug

USB-A

Toslink

USB-C

Analog cable

3.5 mm Jack

Quick Guide

Safety Guide

1 Pairing | Koppeln | Appairer | Sincronizar | Emparelhar | Koppelen | Accoppiare | Parring | Parkoppla

1. Hold 2s

2. 3 blue LEDs

3. other device other device Sennheiser TVClear 2 other de

5 Switching on | Einschalten | Allumer | Encender | Ligar | Inschakelen | Accendere | Aktivering | Startaa

TV ON

ON

LED

2 Installing the app | App installieren | Installer l'appli | Instalar aplicación | Instalar a aplicação | App installeren | Installare l'app | Installation af app | Installera app

"Sennheiser TV Clear"

Download on the App Store

GET IT ON Google Play

6 Charging the earbuds and the charging case | Ohrhörer und Ladebox laden | Charger les écouteurs et le boîtier de chargement | Cargar auriculares y caja de carga | Carregar os auriculares e a caixa de carregamento | Oortelefoon en laadbox laden | Caricare le microcuffie e la stazione di carica | Opladning af øretelefoner og ladeboks | Ladda hörlurar och laddare

USB

Wireless Charging (Qi compatible)

Right

Left

LEDs

100%

<20%

3 Inserting the earbuds or selecting the ear adapters | Einsetzen oder Ohradapter wählen | Insérer les écouteurs ou sélectionner les embouts d'oreille | Insertar o seleccionar adaptadores para los oídos | Colocar ou selecionar os adaptadores auriculares | Plaatsen of ooradapter selecteren | Inserire o scegliere i cuscinetti auricolari | Isætning eller valg af øreadapter | Sätta in eller välja öronadapter

1.

2.

R

4 Connecting the TV | TV verbinden | Raccorder la télé | Conectar TV | Conectar a TV | TV verbinden | Collegare la TV | Forbindelse af tv | Ansluta TV

USB-C

Power

3.5 mm Miniplug

or

Analog 3.5 mm Jack

TV

PHONES

TV VOLUME

7 Operation | Bedienung | Utilisation | Manejo | Operação | Bediening | Utilizzo | Betjening | Användning

Volume		TV+ Speech Clarity		Pause	Ambient Awareness	ringing
Left	Right	Left	Right	Left	Right	Left or Right
Short Press 1x	Short Press 1x	Hold 2s	Hold 2s	Tap 2x	Tap 2x	Short Press 1x
-	+	5 max 4 3 2 1 off	5 max 4 3 2 1 off	▶	ON OFF	



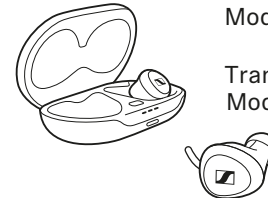
# TV Clear Set 2

Model: TVC2

Earbuds

Model: TVC2-EB  
TVC2-C

Transmitter  
Model: TVC2-TX



- FI Pikaohje
- EL Συνοπτικές οδηγίες
- PL Krótka instrukcja obsługi
- TR Hızlı Kılavuz
- RU Краткая инструкция
- JA 簡易説明書
- ZH-HANS 快速指南
- ZH-HANT 快速使用指南
- KO 빠른 안내서
- ID Panduan Ringkas

## SENNHEISER

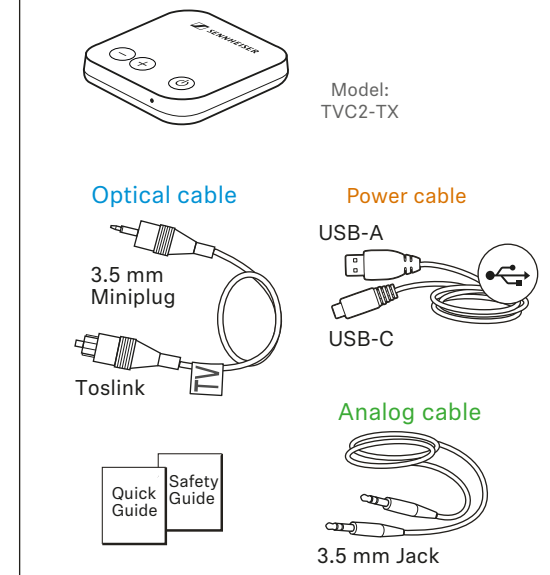
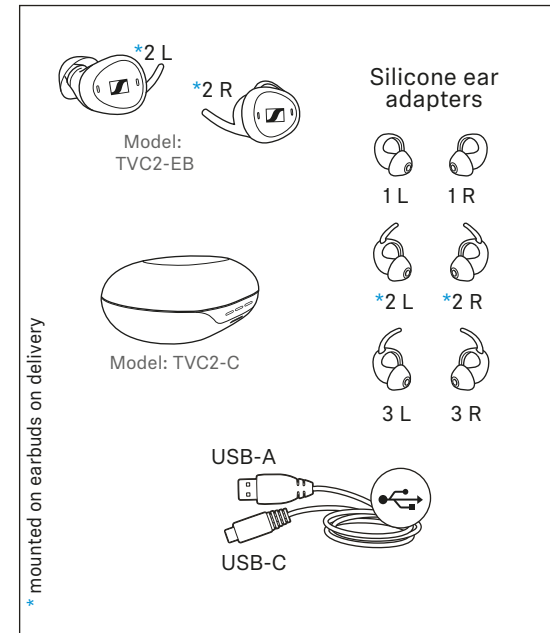
Käyttöohjeet ja tuoteneuvonta  
Οδηγίες λειτουργίας και υποστήριξη προϊόντος  
Instrukcje obsługi i pomoc produktowa  
Kullanım kılavuzu ve ürün desteği  
Инструкции по эксплуатации и поддержка продукта  
取扱説明書と製品サポート  
操作说明与产品支持  
操作說明與產品支援  
사용 설명서 및 제품 지원  
Petunjuk penggunaan dan dukungan produk

[www.sennheiser-hearing.com/tvclearset2](http://www.sennheiser-hearing.com/tvclearset2)

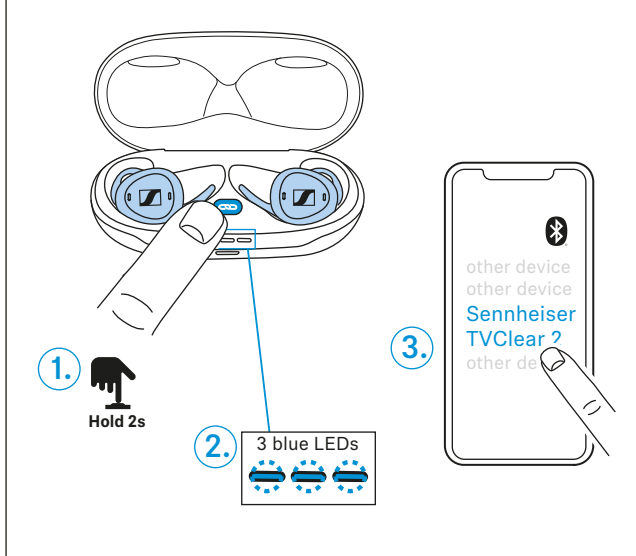


Sonova Consumer Hearing GmbH  
Am Labor 1, 30900 Wedemark, Germany  
029-1286-72/V1.0/2023 01

Sisältö | Περιεχόμενα | Zawartość | İçindekiler |  
Оглавление | 目次 | 目录 | 目錄 | 구성품 |  
Daftar Isi



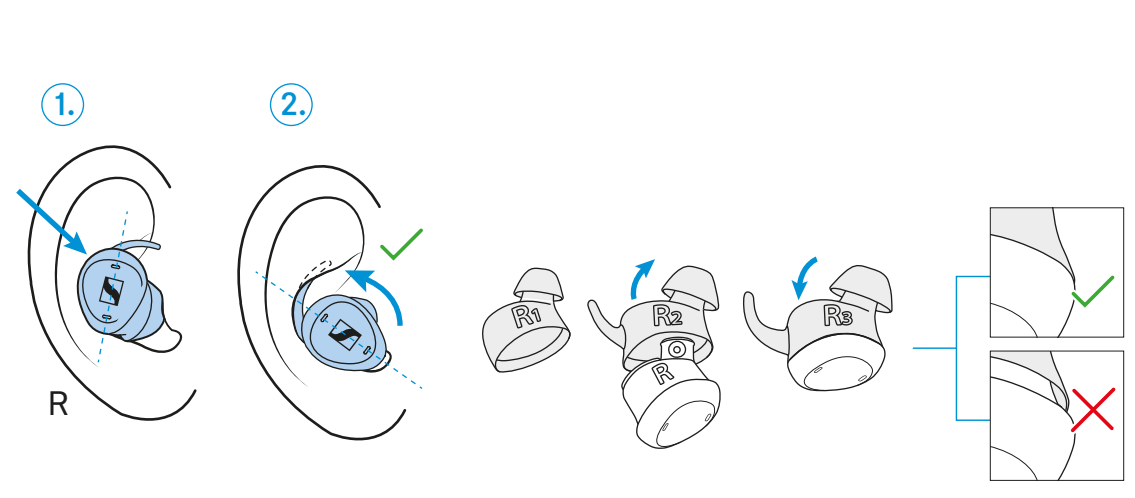
1 Parilaitoksen muodostaminen | Σύζευξη | Parowanie |  
Eşleştirme | Сопряжение | ペアリング | 配对 |  
配對 | 페어링하기 | Menginstalkan



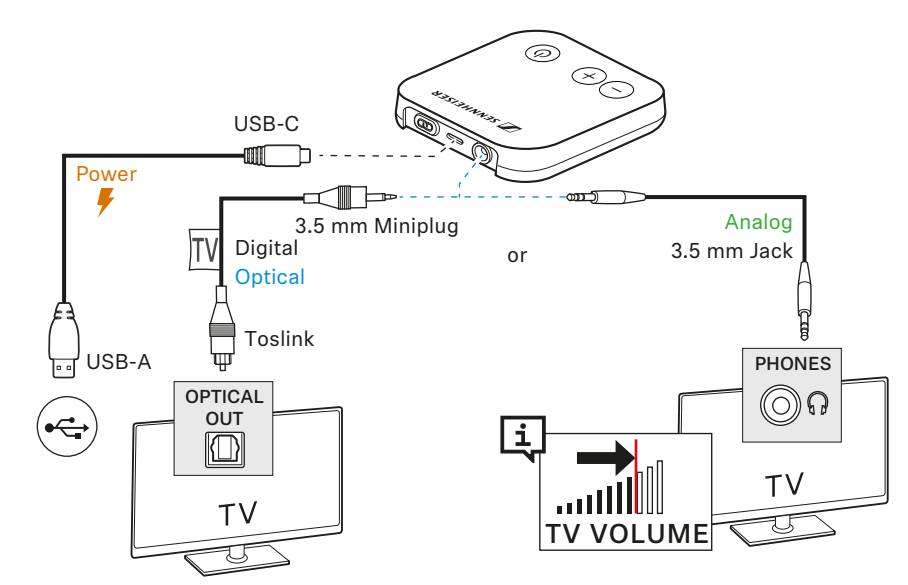
2 App installieren | Sovelluksen asennus |  
Εγκατάσταση εφαρμογής | Instalacja  
aplikacji | Uygulamanın kurulması | Установка  
приложения | アプリをインストール |  
安装应用程序 | 安裝應用程式 | 앱 설치하기 |  
Menginstal aplikasi



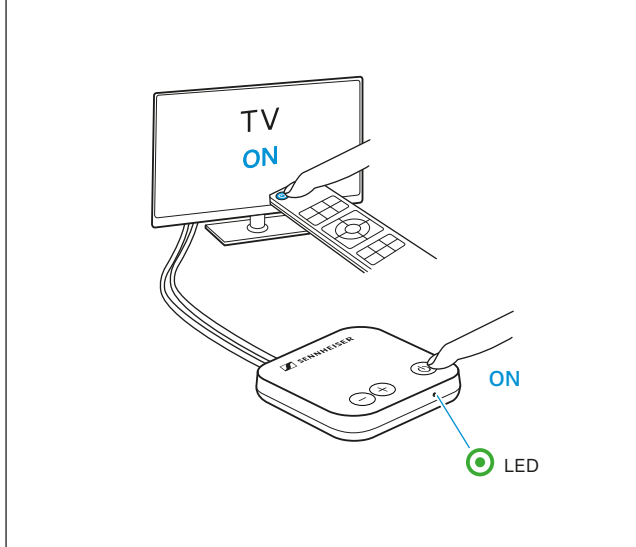
3 Korvaan asettaminen tai korva-adapterin valitseminen | Τοποθέτηση ή επιλογή μαξιλαριών  
αυτιού | Włożenie do ucha lub wybranie wkładek dousznych | Kulaklık adaptörü takın veya seçin |  
Надевание или выбор переходника наушников | セットするイヤホンアダプターを選択します |  
插入或选择耳塞套 | 插入或選擇耳塞 | 귀에 이어폰 삽입 또는 이어 어댑터선택하기 | Masukkan atau pilih  
adaptor telinga



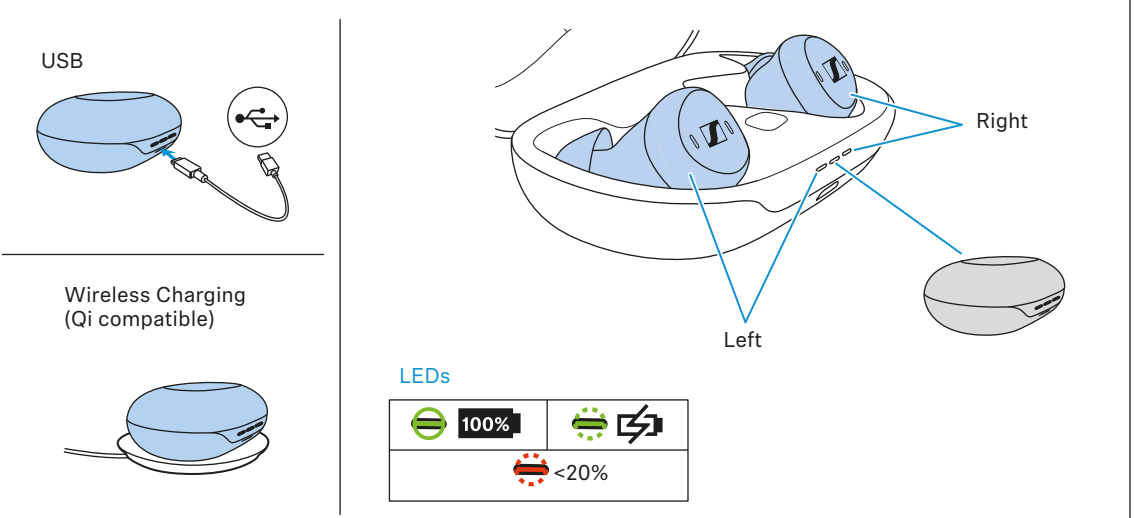
4 TV:n liittäminen | Σύνδεση τηλεόρασης | Łączenie z TV | TV'nin bağlanması |  
Подключение ТВ | TV를 接続 | 连接电视 | 连接電視 | TV 연결하기 | Koneksi TV



5 Päällekytkentä | Ενεργοποίηση | Włączanie | Аσμα |  
Включение | オンにする | 启动 | 啟動 | 켜기 |  
Mengaktifkan



6 Nappikuulokkeiden ja latausrasian lataaminen | Φόρτιση ακουστικών και θήκης φόρτισης |  
Ładowanie słuchawek i ładowarki | Kulaklıkları ve şarj kutusunu şarj edin | Зарядка наушников и  
бокса для зарядки | 아이폰と充電ボックスを充電する | 耳机和充电盒充电 | 耳機和充電盒充電 |  
이어폰과 충전 상자 충전하기 | Isi daya earphone dan kotak pengisi daya



7 Käyttö | Χειρισμός | Obsługa | Kullanım | Управление | 操作 | 操作 | 操作 | 조작 | Kontrol

Volume		TV+ Speech Clarity		Pause	Ambient Awareness	ringing
Left	Right	Left	Right	Left	Right	Left or Right
Short Press 1x	Short Press 1x	Hold 2s	Hold 2s	Tap 2x	Tap 2x	Short Press 1x
-	+	5 max 4 3 2 1 off	5 max 4 3 2 1 off	▶	ON OFF	📞



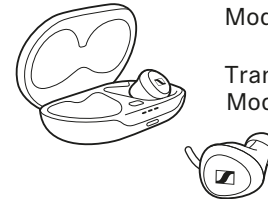
# TV Clear Set 2

Model: TVC2

Earbuds

Model: TVC2-EB  
TVC2-C

Transmitter  
Model: TVC2-TX



- ET Lühijuhend
- LV Īsā instrukcija
- LT Trumpoji naudojimo instrukcija
- CS Stručný návod k použití
- SK Stručný návod
- HU Rövid útmutató
- RO Instrucțiuni succinte
- BG Кратко ръководство
- SL Kratka navodila
- HR Kratke upute

## SENNHEISER

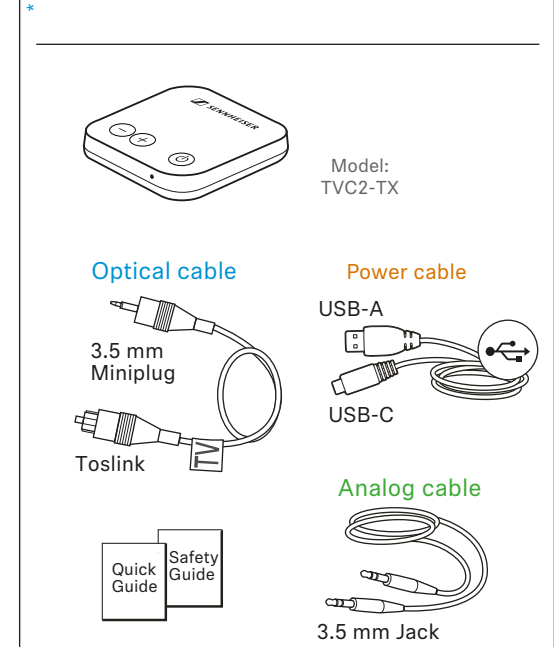
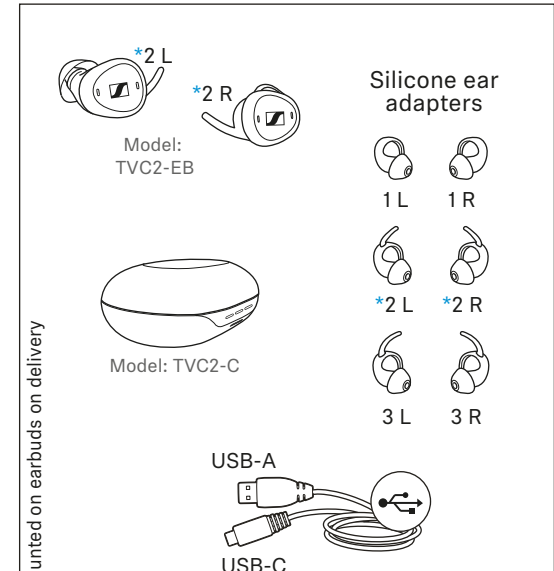
Návod k obsluze a produktová podpora  
Lietošanas instrukcijas un produktu atbalsts  
Naudojimo instrukcija ir gamini palaikymas  
Návod k obsluze a produktová podpora  
Návod na obsluhu a starostlivosť o výrobok  
Kezelési útmutatók és termékgondozás  
Instrucțiuni de utilizare și asistență privind produsul  
Ръководства за експлоатация и поддръжка на продукта  
Navodila za uporabo in podpora glede izdelkov  
Upute za upotrebu i podrška za proizvode

[www.sennheiser-hearing.com/tvclearset2](http://www.sennheiser-hearing.com/tvclearset2)

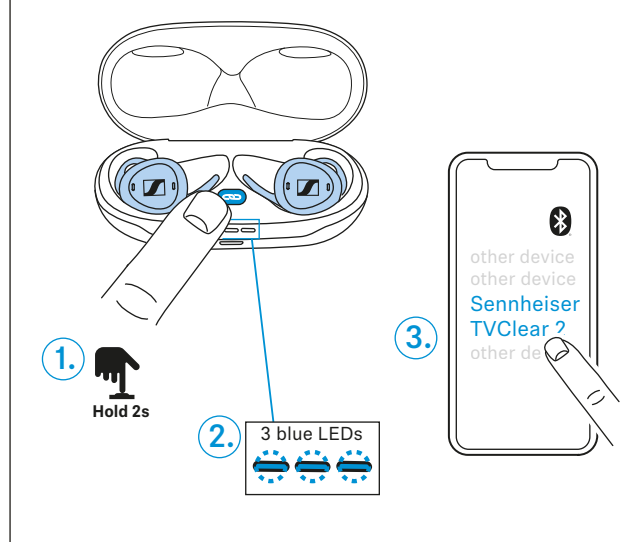


Sonova Consumer Hearing GmbH  
Am Labor 1, 30900 Wedemark, Germany  
029-1286-72/V1.0/2023 01

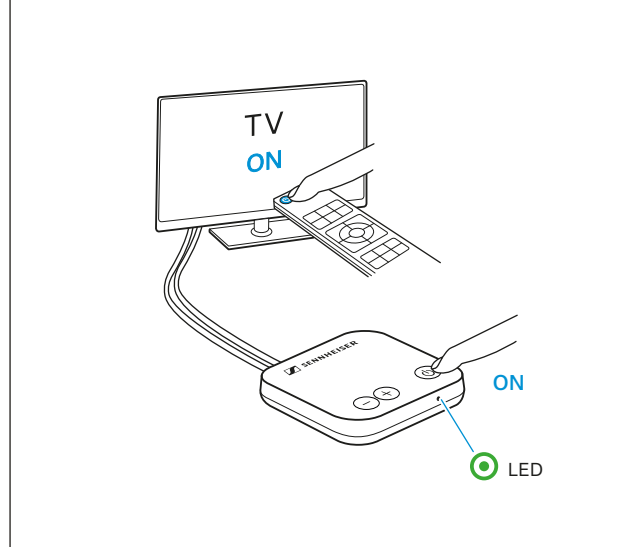
Sisukord | Saturs | Turinys | Obsah | Obsah |  
A csomag tartalma | Cuprins | Съдържание |  
Vsebina | Sadržaj



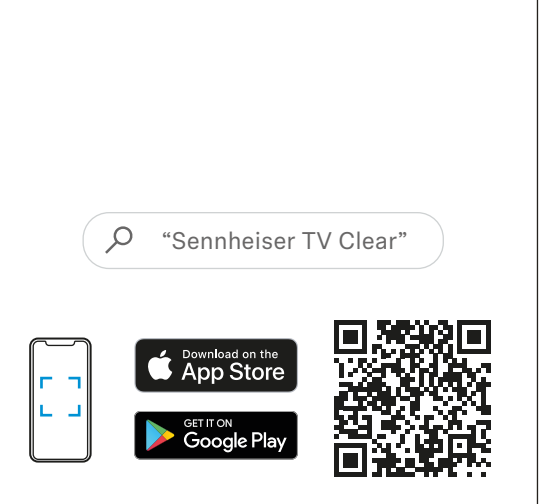
1 Sidumine | Savienojuma izveide | Susiejimas |  
Párování | Spárovanie | Párosítás | Cuplarea |  
Сдвояване | Seznanjanje | Uparivanje



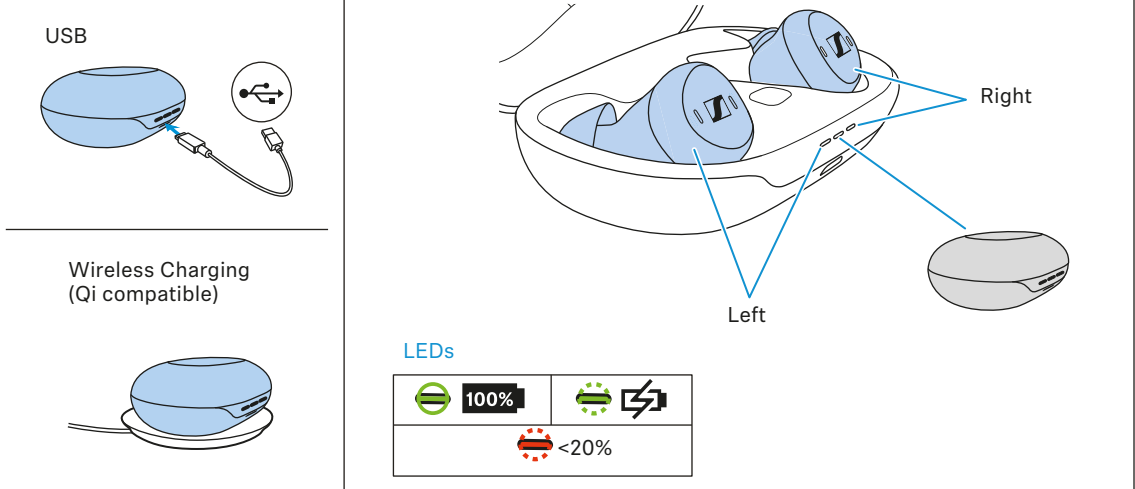
5 Sisselülitamine | Ieslēgšana | Įjungimas | Zapnutí |  
Zapnutí | Bekarcsolás | Pornire | Включете | Vkllop |  
Uključite



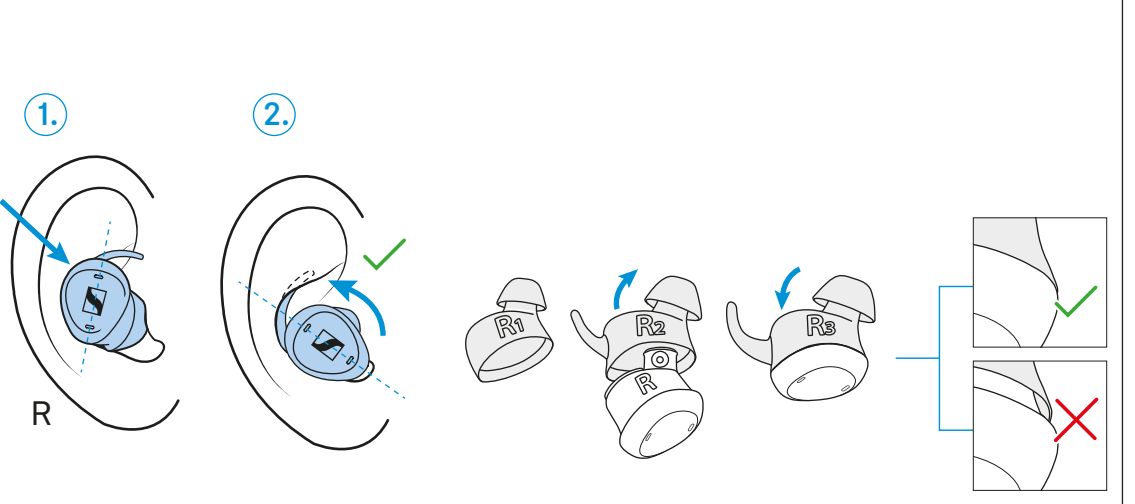
2 Rakenduse installimine | Lietotnes instalēšana |  
Programēlės įdiegimas | Instalace aplikace |  
Inštalovať aplikáciu | App telepítés | Instalarea  
aplicației | Инсталиране на приложение |  
Namestitev aplikacije | Instalirajte aplikaciju



6 Kõrvaklappide ja laadimiskarbi laadimine | Austiņu un uzlādes futlāra uzlāde | Ausinių ir įkrovimo  
dėžutės įkrovimas | Nabíjení sluchátek a nabíjecího pouzdra | Nabití sluchadlá a nabíjecí box |  
Fűlhallgató és töltődoboz töltése | Încărcarea căștilor auriculare și a casetei de încărcare | Зарядите  
слушалките и кутията за зареждане | Polnjenje slušalk in etuija za polnjenje | Napunite slušalice i  
kutiju za slušalice



3 Kasutamine või kõrvaadapteri valimine | Ievietošana vai ausiņu adaptera izvēle | Įstatymas arba  
ausinių adapterių parinkimas | Nasazení nebo výběr ušní vložky | Vloženie alebo výber ušného  
nadstavca | Behelyezés vagy fűladapter kiválasztása | Montarea sau selectarea adaptoarelor pentru  
urechi | Поставете или изберете адаптер за ухо | Vstavljanje ali izbor ušnega adapterja |  
Umetnite ili odaberite ušni adapter



7 Kasutamine | Lietošana | Valdymas | Ovládání | Obsluha | Kezelés | Operarea | Управление | Upravljanje | Rukovanje

Volume		TV+ Speech Clarity		Pause	Ambient Awareness	ringing
Left	Right	Left	Right	Left	Right	Left or Right
Short Press 1x	Short Press 1x	Hold 2s	Hold 2s	Tap 2x	Tap 2x	Short Press 1x
-	+	5 max 4 3 2 1 off	5 max 4 3 2 1 off	▶	ON OFF	📞
TV Clear App						