

## Fund Update for the Generate KiwiSaver Scheme: Moderate Fund

31 March 2024

This fund update was first made publicly available on 30 April 2024.

### What is the purpose of this update?

This document tells you how the Moderate Fund has performed and what fees were charged. The document will help you to compare the fund with other funds. Generate Investment Management Ltd prepared this update in accordance with the Financial Markets Conduct Act 2013. This information is not audited and may be updated.

Before 16 May 2022, the fund was called the Conservative Fund. On 16 May 2022, the fund was renamed the Moderate Fund.

### Description of this fund

The Moderate Fund aims to provide a modest to medium return over the short to medium term. It invests in an actively managed portfolio made up of slightly more income assets than growth assets. Volatility is likely to be medium to high. Returns will vary and may be low or negative at times.

	Moderate Fund
Total value of the fund	\$596,992,519
Number of investors in the fund	22,580
The date the fund started	16 April 2013

### What are the risks of investing?

#### Risk indicator for the Moderate Fund:



The risk indicator is rated from 1 (low) to 7 (high). The rating reflects how much the value of the fund's assets goes up and down. A higher risk generally means higher potential returns over time, but more ups and downs along the way. To help you clarify your own attitude to risk, you can seek financial advice or work out your risk profile at [generatewealth.co.nz/survey](https://generatewealth.co.nz/survey). Note that even the lowest category does not mean a risk-free investment, and there are other risks that are not captured by this rating.

This risk indicator is not a guarantee of a fund's future performance. The risk indicator is based on the returns data for the last five years<sup>1</sup>. While risk indicators are usually relatively stable, they do shift from time to time. The risk indicator will continue to be updated in future fund updates.

See the product disclosure statement (PDS) for more information about the risks associated with investing in this fund.

# Generate KiwiSaver Scheme

## Fund Update for the Generate KiwiSaver Scheme: Moderate Fund 31 March 2024

### How has the fund performed?

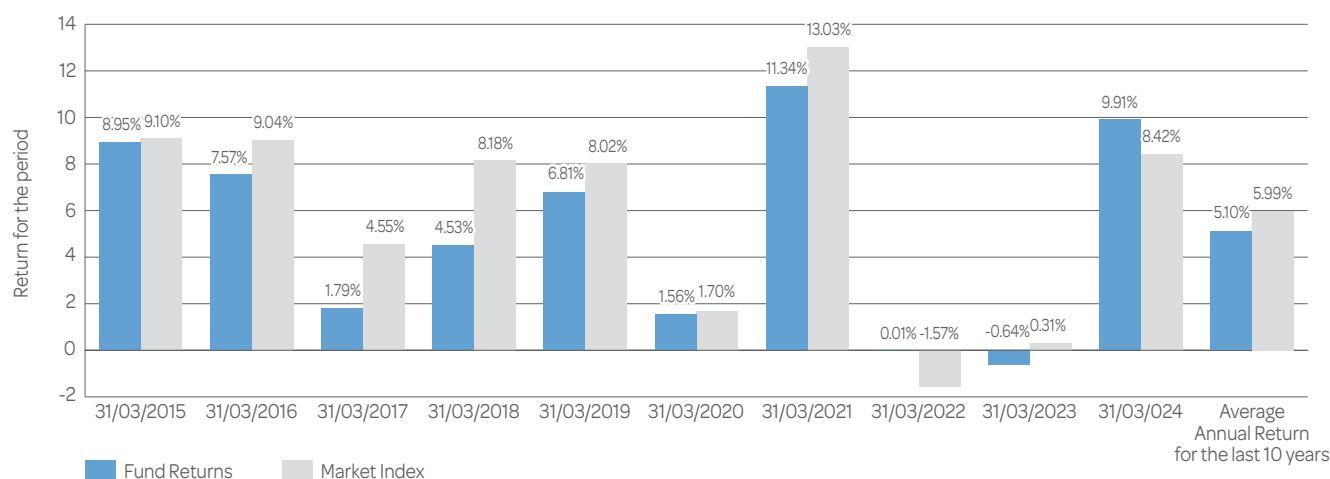
	5 year p.a.	Past year
Annual return (after deductions for charges and tax)	4.31%	9.91%
Annual return (after deductions for charges but before tax)	4.89%	11.16%
Market index annual return (reflects no deduction for charges and tax)	4.24%	8.42%

The market index return reflects a composite of benchmark index returns, weighted for the fund's target asset allocation, being the fund's relevant benchmark since inception. All of the share market benchmark indices used include dividends but do not include imputation credits.

Additional information about the market index is available in the SIPO on the register at [disclose-register.companiesoffice.govt.nz](https://disclose-register.companiesoffice.govt.nz).

Due to the significant change in asset allocations, past performance may not be comparable with the fund's expected future performance.

### Annual return graph



This shows the return after fund charges and tax for each of the 10 year endings 31 March. The last bar shows the average annual return for the last 10 years, up to 31 March 2024.

**Important:** This does not tell you how the fund will perform in the future. Returns in this graph are after tax at the highest prescribed investor rate (PIR) of tax for an individual New Zealand resident. Your tax may be lower. Benchmark returns in the graph are before the deduction of tax.

### What fees are investors charged?

Investors in the Moderate Fund are charged fund charges. In the year to 31 March 2024 these were:

	% of net asset value
<b>Total fund charges</b>	1.14%
Which are made up of:	
Total management and administration charges including:	
Manager's basic fee	1.11%
Other management and administration charges <sup>2</sup>	0.03%
Total performance based fees	0.00%
<b>Other charges</b>	\$ amount per investor
Membership Fee <sup>3</sup>	\$36.00 per year

A portion of the 'other management and administration charges' relate to management, performance and administration charges from investments in underlying funds. Some of these calculations are based on estimates.

Investors are not currently charged individual action fees for specific actions or decisions (for example, for withdrawing from or switching funds). See the PDS for more information about fees.

Small differences in fees and charges can have a big impact on your investment over the long term.

### Example of how this applies to an investor

Hannah had \$10,000 in the fund at the start of the year and did not make any further contributions. At the end of the year, Hannah received a return after fund charges were deducted of \$991 (that is 9.91% of her initial \$10,000). Hannah also paid \$36 in other charges. This gives Hannah a total return after tax of \$955 for the year.

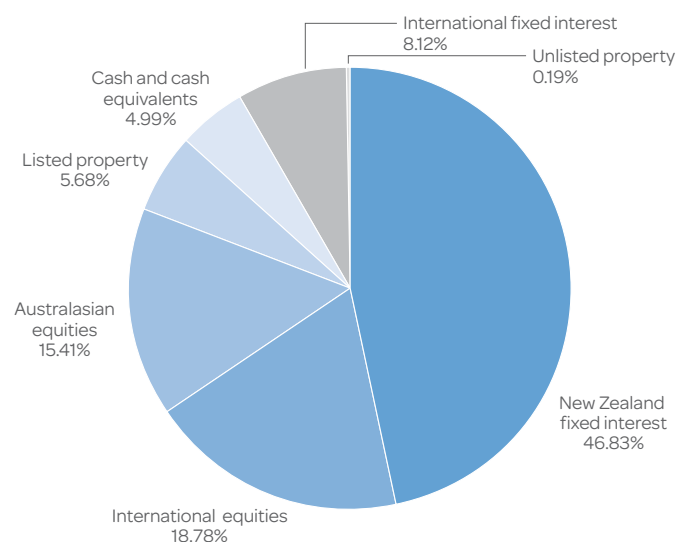
# Generate KiwiSaver Scheme

## Fund Update for the Generate KiwiSaver Scheme: Moderate Fund 31 March 2024

### What does the fund invest in?

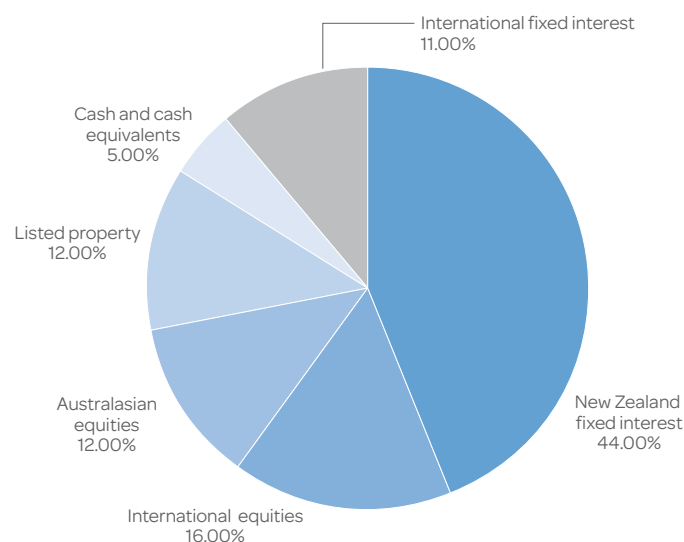
This shows the types of assets that the fund invests in. <sup>4,5,6,7,8</sup>

#### Actual investment mix



#### Target investment mix

This shows the mix of assets that the fund generally intends to invest in.



#### Top 10 investments

Name	Percentage of fund net assets	Type	Country	Credit rating (if applicable)
ASB NZ Dollar Cash Account	4.67%	Cash and cash equivalents	New Zealand	A1
Infratil	2.28%	Australasian equities	New Zealand	
Contact Energy	1.86%	Australasian equities	New Zealand	
Spark	1.82%	Australasian equities	New Zealand	
Fisher & Paykel Healthcare Ltd	1.61%	Australasian equities	New Zealand	
Kāinga Ora Sep 2035 bonds	1.56%	NZ Fixed Interest	New Zealand	AAA
NZLGA May 2031 bonds	1.52%	NZ Fixed Interest	New Zealand	AAA
Salvation Army Sep 2025 bonds	1.46%	NZ Fixed Interest	New Zealand	Unrated
Westpac Feb 2034 bonds	1.37%	NZ Fixed Interest	New Zealand	A-
Kāinga Ora Apr 2030 bonds	1.34%	NZ Fixed Interest	New Zealand	AAA

The top 10 investments make up 19.49% of the fund.

The fund's net foreign currency exposure was 11.38% of net asset value on the 31 March 2024. At target the fund's net foreign currency exposure is 8.00% of net asset value. More details on the approach to currency hedging is available in the SIPO on the register at [disclose-register.companiesoffice.govt.nz](https://disclose-register.companiesoffice.govt.nz).

# Generate KiwiSaver Scheme

## Fund Update for the Generate KiwiSaver Scheme: Moderate Fund 31 March 2024

### Key personnel

This shows the directors and employees who have the most influence on the investment decisions of the fund.

Name	Current position	Time in current position	Previous or other position	Time in previous or other position
Sam Goldwater	Chief Investment Officer/Investment Committee Member/Executive Director	11 years	Led the investment management of a sizeable portfolio of family assets	7 years and 5 months
Daniel Frost	Portfolio Manager – Property & Infrastructure, Australasian Equities	6 years and 2 months	Senior Analyst, Macquarie Bank	5 years and 4 months
Andrew Bolland	Portfolio Manager – Property & Infrastructure, Australasian Equities	4 years and 9 months	Senior Analyst/Associate Portfolio Manager, Salt Funds Management	6 years and 2 months
Ayrton Oliver	Portfolio Manager – Fixed Income	3 years	Vice President, JP Morgan Chief Investment Office, International Rates and FX Portfolio Management	7 years
Nathan Field	Portfolio Manager – Global Equities	1 years and 1 month	Portfolio Manager, Global Thematic Fund, Kiwi Wealth	13 years

### Further information

You can also obtain this information, the PDS for the Generate KiwiSaver Scheme, and some additional information from the offer register at [disclose-register.companiesoffice.govt.nz](https://disclose-register.companiesoffice.govt.nz).

### Notes

1. As the funds' investment policy has changed significantly and its returns before the change would not reflect its current investment policy, with the effect from 20 May 2022, a combination of market index returns and the fund's actual returns have been used to complete the risk indicator. Actual returns have been used from 20 May 2022 to the end of the period to which this fund update relates. For all relevant periods prior to 20 May 2022 market index returns have been used in order to construct a total 5 years of returns on which to base the risk indicator. As a result the risk indicator may provide a less reliable indicator of the potential future volatility of the fund.
2. This fund invests in underlying funds managed by third party managers. The fees on these funds are taken from offer documents or estimated using data from their most recent financial statements. Where applicable, performance fees on underlying funds are estimated taking into account highwater marks.
3. Membership fees are the monthly fixed dollar charges for membership in the Generate KiwiSaver Scheme. You will pay only \$3 each month even if you are invested in multiple funds within the Generate KiwiSaver Scheme.
4. International equities are made up of directly held equity investments.
5. 'Cash and cash equivalents' includes the value of foreign exchange hedging derivatives related to the fund's off-shore investments.
6. Listed property includes investments in aged care companies.
7. The Fund has an ability to invest in unlisted property and infrastructure investments as per limits set in the SIPO.
8. Australasian equities includes an investment in unlisted New Zealand equities.