




EYEWITNESS EXPERIENCE EVENT ACTIVITY KIT

Every curious kid is an 'ologist in the making! With the help of DK's activity kit for hosting your own **Eyewitness Experience** event, kids will become 'ologists for a day as they travel from station to station to encounter easy-to-set-up activities and take on different hands-on challenges.

DK's relaunched **Eyewitness** series now offers books on **30+ topics**, covering everything from cats to the *Titanic* to Ancient Rome to the Wonders of the World, and more. While the DK Team hosted an **Eyewitness Experience Event with the following three stations**, this event can be easily adapted to any topic, depending on which Eyewitness books you would like to use and have in your collection. We hope these ideas serve as creative inspiration to help you kickstart a fun programming event at your library, classroom, bookstore, or home! Plus, be sure to print our free Eyewitness storywalk posters to add a behind-the-scenes peek into the fascinating history of this series.

STATION ONE

The Crystal Connoisseur Conundrum



Inspired by *Eyewitness Rocks and Minerals*


MATERIALS

1. Collection of rocks and crystals
2. Clue cards with riddles
3. *Optional Prize:* Rock crystal candy sticks

With a collection of rocks and crystals, create clue cards with simple riddles related to the rock or crystal ("I'm purple and sparkly. What am I?") Have kids match the clue card to the rock or crystal, then look through *Eyewitness Rocks and Minerals* to find the correct name. Their prize? They get to take home the crystal...or a crystal candy stick.

STATION TWO

The Explorasaurus Dino Expedition



Inspired by *Eyewitness Dinosaur*


MATERIALS

1. Dinosaur figurines
2. Non-transparent bags
3. *Optional Prize:* Dino lollipops, dinosaur stickers

This fun touch-and-feel activity offers a tactile way for kids to explore and discover different dinosaur species. Have kids take turns reaching into non-transparent bags containing dinosaur figurines. Without seeing the figurines, kids must use their sense of touch to identify the dinosaurs. Kids can describe the texture, size, and shape of the figurine before making their guesses and flipping through *Eyewitness Dinosaur* for clues.

STATION THREE

The Ancient Egypt Codebreaker Challenge



Inspired by *Eyewitness Ancient Egypt*

MATERIALS

1. Hieroglyphics to English alphabet key
2. Blank paper and markers

In this codebreaker challenge, have kids look through *Eyewitness Ancient Egypt*, select a word related to Ancient Egypt (such as the name of a pharaoh, animal, or object), and draw out the word in hieroglyphics. Once they finish, kids can trade papers with a partner and try to decode the other person's word.

