



# INDIANAPOLIS METROPOLITAN POLICE DEPARTMENT

## 2022 ANNUAL REPORT

Joe Hogsett  
Mayor  
City of Indianapolis



Randal P. Taylor  
Chief of Police  
City of Indianapolis





### **Established:**

In 2007, the Indianapolis Metropolitan Police Department (IMPD) was established by General Ordinance 110. G.O. 110 consolidated the former Indianapolis Police Department (1854-2006) with the law enforcement division of the Marion County Sheriff's department. G.O. 110 assigned responsibility for the police department to the Sheriff, who appointed a Chief of Police.

In 2008, the City Council amended the Revised Code to establish IMPD as the police division of the Department of Public Safety. IMPD operated under the day-to-day direction of a Chief of Police appointed by the Director of Public Safety.

In 2016, the City-County Council approved Mayor Joe Hogsett's proposal to dismantle the bureaucratic Department of Public Safety, elevating IMPD to a City department. The Chief of Police is appointed by, and reports directly to, the Mayor of Indianapolis.

In 2018, IMPD first received its national accreditation award from the Commission on Accreditation for Law Enforcement Agencies (CALEA®) from its 2013-2017 on-site assessment.

---

---

### **Mission Statement:**

We are dedicated to upholding the highest professional standards while serving the community in which we work and live. We are committed to the enforcement of laws to protect life and property, while also respecting individual rights, human dignity, and community values.

We are committed to creating and maintaining active police/community partnerships and assisting citizens in identifying and solving problems to improve the quality of life in their neighborhoods.

### **Core Values:**

- Protection and Preservation of Life
- Community Engagement
- Integrity and Professionalism
- Accountability
- Highest Regard for Individual and Constitutional Rights
- Professional Development

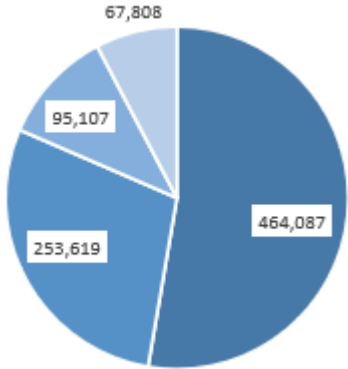


# City Demographics and Geography



The City of Indianapolis comprises all of Marion County except for other incorporated municipalities within the county. According to the 2022 U.S. Census Bureau, Indianapolis is the 15<sup>th</sup> most populous city in the U.S. (880,621 residents) and the 18<sup>th</sup> largest city by land area (361.64 square miles).

City of Indianapolis	2022‡
Total Population	880,621
White*	464,087
Black*	253,619
Hispanic or Latino	95,107
Other†	67,808

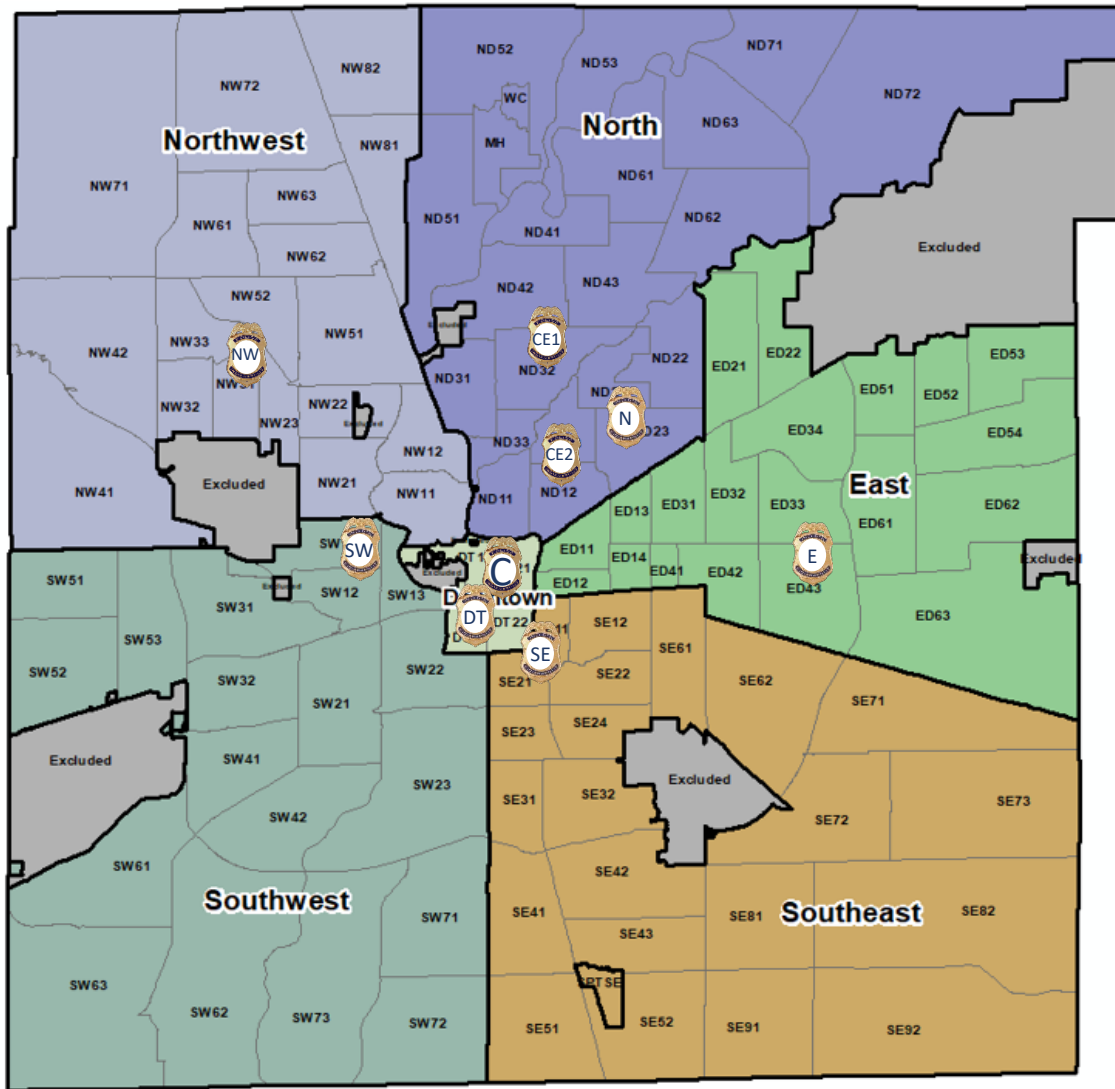


\*Non-Hispanic or Latino

†Other includes those who select two or more races

‡Source: U.S. Census Bureau, Tables 2022 Population Estimates

# Boundaries and Locations



**Office of the Chief of Police**  
50 North Alabama Street  
Indianapolis, IN 46204  
311 for non-Emergencies



**Community Engagement and Outreach Bureau (CEOB)**  
4209 N College Ave  
Indianapolis, IN 46202  
317.327.7194  
311 for non-Emergencies



**CEOB PAL / JTV Hill Center**  
1806 Columbia Ave  
Indianapolis, IN 46202  
317.327.7194



**North District**  
3120 E. 30<sup>th</sup> Street  
Indianapolis, IN 46218  
317.327.6100



**East District**  
201 N. Shadeland Avenue  
Indianapolis, IN 46219  
317.327.6200



**Southeast District**  
1150 Shelby Street  
Indianapolis, IN 46203  
317.327.6300



**Southwest District**  
551 King Avenue  
Indianapolis, IN 46222  
317.327.6400



**Northwest District**  
4005 Office Plaza Blvd  
Indianapolis, IN 46254  
317.327.6600



**Downtown District**  
39 West Jackson Place  
Indianapolis, IN 46225  
317.327.6500

# Office of the Chief

## Office of the Chief

**Public Information Office Branch** provides the media and public with accurate, up-to-date information about active incidents, investigations, and special events.

### **Community Engagement and Outreach Bureau Commander Ida D. Williams**

The CEOB oversees a citywide effort to strengthen community policing in Indianapolis. Personnel focus on CEOB goals by creating new and innovative partnerships and promoting diversity and inclusion within the department.

**Chaplain's Office Section** consists of two (2) staff chaplains, one (1) office assistant, and eight (8) volunteer chaplains. The Chaplain's Office uses as our guide Colossians 3:23, *"Whatever work you do, put yourself into it, as those who are serving not merely other people, but the Lord."*

**Immigrant Outreach Unit** personnel utilize cultural awareness to help the flow of communication and trust while promoting community values.

**Cadet Unit** personnel oversee the cadet program. Cadets serve as part-time civilian employees, attending training and gaining exposure to the police profession to better prepare them for future careers as police officers.

**Recruiting Unit** personnel aim for a diverse workforce; converging life experiences, backgrounds, and individual strengths allows us to better understand those we serve.

**Community Engagement and Outreach Unit** personnel oversee the Police Athletic and Activities League (Indy PAL) and Children Accepting Responsibility for their Education and Success (CARES).

### **Emergency Management Bureau Commander Tom Sellas**

The Emergency Management Bureau is responsible for the Indianapolis Marion County All Hazards Emergency Operations Plan, which guides our community during disasters.

**The Mobile Crisis Assistance Teams (MCAT)** are a collaborative effort between the Indianapolis Metropolitan Police Department (IMPD) and the Sandra Eskenazi Mental Health Center (SEMHC) to respond to specialized public safety needs in the city, with the focus of treatment in the community rather than in a hospital or jail setting.

**IMPD Chief's Honor Guard** ensures that a brother/sister officer is honored appropriately when killed in the line of duty and to provide ceremonial colors for ceremonies.

# Operations Division

## Operations Division Deputy Chief Joshua Barker

Personnel oversee and support IMPD patrol operations, district-level investigations, and the Special Operations Bureau.

District	Commander	Officers		Professional Staff		Calls for Service	
		2021	2022	2021	2022	2021	2022
North District	Michael Wolley	200	197	2	7	97,485	95,971
East District	Richard Riddle	208	199	2	9	102,500	114,254
Southeast	Ronald Hicks	169	160	2	7	96,217	86,007
Southwest	Tanya Terry	153	158	1	7	83,705	78,328
Northwest	Lorenzo Lewis	179	182	2	4	86,074	83,097
Downtown	Phillip Burton	87	93	2	4	30,450	33,425

## Special Operations Bureau Commander Charles Deblaso

Special Operations Bureau	2021	2022
Planned and Executed Search Warrants	73	46
Permit Requests Reviewed	665	476
Park Ranger Patrolled Properties	214	214
UAV Deployments	—*	423

\*Not reported in 2021

# Criminal Investigations Division

## **Criminal Investigations Division Deputy Chief Kendale Adams**

Criminal Investigations Division (CID) personnel are responsible for major investigations and investigative support services. Personnel work to prevent and solve crimes by initiating long and short-term investigations, collaborating with local and federal criminal justice agencies, engaging with community partners, investing in technological resources, and advocating for and assisting victims of crime.

In 2022, CID persisted in holding the perpetrators of crime accountable and identifying the root causes of crime in our city. CID established three pillars to form the foundation of all our actions and goals:

- Reduce Gun Violence;
- Build Bridges of Trust; and
- Strive for Divisional Excellence.

# Criminal Investigations Division

## Criminal Investigations Division Deputy Chief Kendale Adams

Criminal Investigations Division (CID) personnel are responsible for major investigations and investigative support services. Personnel work to prevent and solve crimes by initiating long and short-term investigations, collaborating with local and federal criminal justice agencies, engaging with community partners, investing in technological resources, and advocating for and assisting victims of crime.

In 2022, CID persisted in holding the perpetrators of crime accountable and identifying the root causes of crime in our city. CID established three pillars to form the foundation of all our actions and goals:

- Reduce Gun Violence;
- Build Bridges of Trust; and
- Strive for Divisional Excellence.

### Commercial Crimes Branch

**Human Trafficking/Vice Section** personnel investigate human trafficking, prostitution, illicit gambling, public indecency, and alcohol violations.

Human Trafficking/Vice Section	2021	2022		2021	2022
New Cases/Complaints	131	96	Firearms Seized	1	2
Search Warrants	44	39	Money Seized for Forfeiture	\$55,184	\$57,939
Total Arrests	67	36	Narcotics Seized:		
Federal Arrests	1	1	Opioids	0.00	0.00
State Arrests	66	33	Methamphetamine	2.00	0.00
Warrant Arrests	9	2	Cocaine	1.00	0.00

**Pawn Unit** personnel assist lead detectives by locating, identifying, and retrieving stolen items. Items are often purchased by various Marion County businesses that buy and sell used property. Personnel enter all reported stolen items into National Crime Information Center (except vehicles and firearms), request and retrieve fingerprint comparisons, transport evidence to IMPD's Property Room, photograph property, and release property to victims. Monthly inspections of Marion County businesses are conducted on-site and online to ensure compliance.

Pawn Unit	2021	2022		2021	2022
Pawn Shop Inspections	418	589	Stolen Items Recovered	600	669
Pawn Cards Processed*	202,331	217,497	Recovered Items Value	\$239,168	\$322,400
Cases Assigned	257	317	Outright Arrest	1	0
Stolen Articles Entered	1,809	1,267	Arrest Warrants	3	0
Firearms Sold/Pawned	4,676	6,907	Search Warrants	2	0
Stolen Firearms Recovered	16	17			

\*Stores are required to enter pawn information into Leads on Line©

# Criminal Investigations Division

**Nuisance Abatement Unit** personnel work to improve the quality of life and target the community's chronic problems. Detectives are involved in the following investigations: unlicensed dance halls, unlawful alcohol sales to minors, tax evasion, animal cruelty, and unlicensed business operation in Indianapolis.

Nuisance Abatement Unit	2021	2022		2021	2022
Cases Reviewed	1,631	2,231	Temporary Restraining Orders	2	5
Compliance Sweeps	14	6	Zoning Requests Received/Reviewed	\$687	\$591
Outright Arrests	3	6	Zoning Violations	2	9
Arrest Warrants	7	16	Civil Violations	36	34.00
Tickets Issued	36	3	Health Department Referrals	11	9.00
Search Warrants	6	7	Forfeiture Funds	\$5,019	\$42,178
Closure Orders	1	3	Total Charges Filed	24	29
Vacate Orders (Health Department)	8	5			

**Missing Person Section** personnel conduct missing persons investigations including but not limited to runaways, missing persons, child abductions, kidnappings, and non-custodial abductions.

Missing Persons	2021	2022		2021	2022
Calls for Service	1,067	969	Call-Outs	52	74
Missing Persons	1,288	1,174	Search Warrants	52	59
Non-Custodial Parental Abductions	213	139	Arrest Warrants	3	3
Runaways	1,977	2,097	Cases Assigned	3,513	3,447
Attempted Kidnappings	17	10	Case Cleared/Closed	3,038	3,437
Kidnappings	18	16	Clearance Rate	86%	99%

**Forfeiture Investigations Section** enhances criminal investigations by pursuing state and federal forfeiture actions against suspects who have violated criminal statutes.

Forfeiture	2021	2022		2021	2022
Cases	543	526	Total Forfeiture Funds Received	\$1,251,883	\$2,270,681
Vehicles Seized	128	122	State	\$535,661	\$988,210
			Federal	\$716,222	\$1,282,471

## Special Investigations Branch

**The Special Investigations Unit (SIU)** conducts criminal investigations of employees, including offenses against persons, property, public corruption, public health, and order and decency.

SIU	2021	2022
Opened Investigation	82	64



# Criminal Investigations Division

## Cyber Crime Branch

**Fraud Section** personnel investigate incidents of forgery, credit card fraud, stolen checks, home takeovers, financial phishing scams, fraud involving financial institutions, home improvement fraud, financial counterfeit cases, identity theft, credit card skimmers, and corrupt business influence.

Fraud	2021	2022		2021	2022
Cases Received	5,696	5,016	Percentage Received Cleared	5.9%	2.8%
Cases Assigned	628	230	Percentage Assigned Cleared	53.7%	61.3%
Cases Unfounded	257	82	Search Warrants - Including Grand Jury Subpoena	195	85
Cases Cleared by Arrest	127	83	Warrants Obtained	46	44
Cases Exceptionally Cleared	210	58	Estimated Loss from Fraud	\$8,592,268	\$6,280,761
Cases Inactive	144	154			

**Internet Crimes Against Children Unit (ICAC)** personnel are responsible for investigating the production and distribution of child sex abuse material and peer-to-peer computer-sharing programs. Personnel serve on inter-agency task forces with the Federal Bureau of Investigation (FBI) and the United States Secret Service.

ICAC	2022		2022
NCMEC Cyber Tips	2076	State Search Warrants	512
Cases Assigned	408	Federal Search Warrants	71
Presented/Prosecuted State Level	47	Federal Grand Jury Subpoeas	3
Presented/Prosecuted Federal Level	19	Children Identified/Rescued	75
State Grand Jury Subpoeas	202	Communication Records Request	145

**Fire Investigations Section** personnel investigate fires in the Indianapolis Fire Department Service District. Two (2) accelerant-detecting K9s aid in arson investigations.

Fire Investigations	2021	2022		2021	2022
Total Fire Investigations	473	437	Fatalities	6	5
Arson	114	155	Arrests Made	26	20
Accidental Fire	89	93	Juvenile Fire Stop Referrals	12	0
Undetermined Cause	270	185	K9 Call Outs	60	24
Estimated Fire Loss	\$2,745,100	\$10,660,000	K9 Alerts	39	13

## Aggravated Assault and Robbery Branch

**The Aggravated Assault Section** investigates cases involving persons injured by a gunshot or serious incidents involving bodily injury resulting from a cutting instrument or blunt force trauma as well as robbery incidents within Marion County, except for the consolidated cities.

Aggravated Assault	2021	2022		2021	2022
Cases Assigned	877	820	Cleared by Arrest	133	132
Percentage Cleared	30.1%	54.0%	Exceptionally Cleared	131	123

# Criminal Investigations Division

The **Firearms Investigation Unit (FIU)**, of the Aggravated Assault Section, is responsible for screening all felony handgun arrests that are not assigned to another unit.

Firearms Investigations Unit	2021	2022		2021	2022
Cases Assigned	472	315	Cleared by Arrest	426	303
Percentage Cleared	91.3%	100.0%	Exceptionally Cleared	5	1
Tracked Arrests Involving Guns	1,949	1,677	Closed Unfounded	38	2
Revoked Licenses Submitted	265	N/A†	Closed No Report	1	0
"Jake Laird Law" Cases	90*	117	Warrant Filed	2	0
			Closed - Other Reason	-	2
			Open	-	6

\*FIU Filed 112 of 117 Cases  
 † No longer tracked due to law changing July 1,

The **Robbery Section** investigates robbery incidents within Marion County, except for the consolidated cities.

Robbery	2021†	2022		2021	2022
Cases Assigned*	1,754	1,616	Cleared by Arrest	294	318
Percentage Cleared	37.2%	48.4%	Exceptionally Cleared	192	239
*Case may be reassigned after initial investigation			Cases Unfounded	14	28
† 2021 data was reconfigured using Power BI			Closed - Other	144	178
			Closed Warrant Filed	8	19
Robberies by Type	2021	2022		2021	2022
Business	209	243	Carjacking	280	206
Home Invasion	60	89	Street	1,068	898
Residential	-*	44	Internet-Based	15	57
Delivery	9	13	Total	1,641	1,550

\*Not categorized in Power BI in 2021  
 † 2021 data was reconfigured using Power BI

## Homicide and Victim Assistance Branch

**Homicide Section** personnel respond to and investigate homicides, suspicious deaths, and accidental, non-traffic-related deaths.

Homicide Section	2021	2022		2021	2022
Total Homicides/Cases	272	226	Cases Cleared		
Criminal Homicides	250	211	By Arrest	91	77
Non-Criminal Homicides	22	15	Exceptionally	53	17
Total Cleared*	119	97	By Arrest Warrant Filed	2	3
Total Clearance Rate*	53.70%	42.90%			

\*Includes prior years' homicides cleared during the years displayed above

**Victim Assistance Section** personnel provide 24-hour, on-scene crisis counseling, follow-up contacts, and referral services to victims. Personnel also assist Criminal Investigations Division by providing victim and witness transportation and by delivering the Good Touch-Bad Touch presentations to schools and community groups.

Assisted On:	2021	2022		2021	2022
Death Investigations	4,410	3,831	Child Abuse/Neglect Investigations	84	68
Battery Investigations	3,658	2,497	Harassment (Phone Calls) Investigations	604	172
Sex Crime Investigations	531	282	Follow-Up Investigations	3,378	2,576
Robbery Investigations	760	320	Provided Transportation	237	258
Burglary Investigations	105	9	Other	2,356	1,615
Domestic Violence Investigations	4,038	2,462	Total Contacts	20,162	14,090

# Criminal Investigations Division

**Unsolved Homicides Section** personnel work to solve cases previously reported to law enforcement. These cases were initially investigated but did not result in the identification and arrest of a suspect. Often the solvability of cases increases with technological improvements.

## Intimate Partner and Sex Violence Branch

**The Intimate Partner and Sex Violence Branch** encompasses the Intimate Partner Violence, Sex Offense, and Child Abuse Sections. These sections investigate sexual assault, child abuse, and domestic/intimate partner violence.

Intimate Partner Violence Section	2021	2022		2021	2022
Cases	5,524	5,452	Cleared Cases		
Inactivated	607	0	Exceptionally	2,458	2,700
Unfounded	80	53	By Arrest	2,156	2,224
Cleared	4,614	4,924	Percentage of Cases Closed*	85.0%	91.3%
NOAD†/DCS‡ Referral		2,035			
Sex Offense Section	2021	2022		2021	2021
Cases	863	872	Cleared Cases		
Inactivated	233	163	Exceptionally	274	284
Unfounded	66	69	By Arrest	99	76
NOAD†	104	197	Percentage of Cases Closed*	50.9%	57.1%
Cleared	373	429			
Child Abuse Section	2021	2022		2021	2021
Cases	540	534	Cleared Cases		
Inactivated	15	30	Exceptionally	134	142
Unfounded	49	35	By Arrest	271	235
NOAD†/DCS‡ Referral	775	697	Percentage of Cases Closed*	84.1%	83.7%
Cleared	405	412			

\*Cleared and Unfounded  
†No Assigned Detective  
‡Department of Child Services

## Covert Investigations Branch

**The Violent Crimes Unit's** (VCU) primary mission is to assist Homicide detectives in gathering evidence. Personnel assist in narcotics investigations, warrant services, surveillance operations, and other covert activities to obtain vital evidence. VCU works with district officers to target identified hotspots to proactively reduce violence. VCU partners with local state and federal law enforcement agencies and federally prosecutes its cases, when feasible, to hold violent offenders accountable.

Violent Crimes Unit	2021	2022		2021	2022
Total Arrests	235	230	Search Warrants	192	214
Firearms Seized	47	87	Assisting other Units/Jurisdictions	136	
Vehicles Seized	-	10			

# Criminal Investigations Division

**The Metro Drug Task Force (MDTF)** is comprised of investigators from several surrounding agencies, the Marion County Prosecutor’s Office, an Indiana National Guard Intelligence Office analyst, and an agent from the Homeland Security Investigations/ICE office. Investigators prioritize individuals with violent criminal histories or links to violence, especially those involving firearms. Investigators coordinate efforts and share information with homicide, aggravated assault, and Indiana Crime Gun Task Force (ICGTF) detectives when their investigations overlap and conduct long-term, complex investigations targeting drug trafficking organizations with the Indiana State Police (ISP) and federal agencies, including Homeland Security Investigations, United States Postal Service, Drug Enforcement Administration, Bureau of Alcohol, Tobacco, Firearms and Explosives, and Internal Revenue Service.

MDTF	2021	2022		2021	2022
Total Arrests	76	110	Narcotics Seized		
Search Warrants	155	199	Cocaine	43.69 kg (96.32 lbs)	14.74 kg
Firearms Seized	91	157	Fentanyl	10.35 kg (22.82 lbs)	37.53 kg
Vehicle Seized	19	47	Heroin	2.87 kg (6.33 lbs)	439 g
Money Seized	\$1,608,842	\$1,625,331	Marijuana	281.12 kg (619.76 lbs)	795 lbs
			Methamphetamine	93.27 kg (205.63 lbs)	198 kg

**Homeland Security Investigations Unit (HSIU)** works with homeland security agents and other local and state law enforcement officers with the primary goal to investigate, disrupt and dismantle terrorist, transnational, and other criminal individuals and organizations.

HSIU	2021	2022		2021	2022
Total Arrests	6	8	Narcotics Seized		
Search Warrants	1	18	Cocaine	-	30 kg (66.14 lbs)
Firearms Seized	-	0	Fentanyl	981.19 g (2.16 lbs)	10.53 kg (23.21 lbs)
Money Seized	\$1,265,620	\$901,242	Heroin	122 g (0.27 lbs)	0
			Marijuana	74,842.68 kg (165,000 lbs)	227 kg (500.5 lbs)
			Methamphetamine	12.7 kg (28 lbs)	4.48 kg (9.88 lbs)

**Central Indiana High Intensity Drug Trafficking Area (CIHIDTA)** is the DEA-led Central Indiana Drug Task Force (CIDTF) which targets all major domestic and international Drug Trafficking Organizations (DTOs) operating in the Southern District of Indiana. CIDTF works closely with state and local counterparts to disrupt and dismantle these DTOs, utilizing a full range of investigative techniques, including sophisticated pen registers and Title III wire intercepts to identify, disrupt, and dismantle trafficking organizations.

CIHIDTA	2021	2022		2021	2022
Total Arrests	78	122	Money Seized	\$1,113,921	\$1,578,548
Search Warrants	33	67	Narcotics Seized	153 kgs (337.31 lbs)	466.71 kg (1,019 lbs)
Firearms Seized	58	129			



# Criminal Investigations Division

**United States Marshals Fugitive Task Force (MFTF)** is an active, colocated, multi-jurisdictional initiative composed of officers and agents from participating federal and local law enforcement agencies in the Indiana HIDTA region. The Task Force utilizes numerous covert investigative methods and electronic surveillance to bring fugitives to justice. As the parent agency, the United States Marshals Service oversees all personnel and administers funding and training.

MFTF	2021	2022		2021	2022
Call Outs	-	0	Total Arrests	307	491
Consent Searches	75	0	for Murder/Attempted Murder	95	68
States Search Warrants	348	290	for Rape	20	22
Federal Search Warrants	60	41	for Sex and Human Trafficking	3	1
Federal Parole	29	?	for Aggravated Assault	43	32
Recovered Missing Children	20	?	for Crimes Against Children	35	28
			for Robbery	36	62
			for Burglary	2	27
			for Weapons Offenses	30	37
			for Dangerous Drugs	31	32
			for Other	12	182

**Federal Bureau Investigation (FBI) Safe Streets Gang (SSGTF) and Violent Crime Task Force (VCTF)** are supported by IMPD detectives deputized by the FBI and the United States Marshals Service. The task force investigated Hobbs Act violations, including bank robberies; local and international criminal gang organizations; narcotics trafficking organizations; illegal firearms trafficking; crimes against children; human trafficking; forced prostitution; major theft; and violent fugitive apprehensions. This unit utilizes federal and state statutes to prosecute these criminals, focusing on Indianapolis' most violent offenders and organizations.

FBI SSTF	2021	2022		2021	2022
Total Arrests	100*	40+	Narcotics Seized		
Search Warrants	95	108	Cocaine	16.07 kg (35.42 lbs)	1.44 kg (3.18 lbs)
Stolen Vehicles Recovered	9		Heroin	2.07 kg (4.56 lbs)	.16 kg (.35 lbs)
Vehicles Seized	11	0	Methamphetamine	15.33 kg (33.79 lbs)	5.01 kg (11.05 lbs)
Firearms Seized	94	66	Marijuana	89.13 kg (196.50 lbs)	29.74 kg (65.57 lbs)
Money Seized	\$305,374	\$56,829	Fentanyl	1.99 kg (4.40 lbs)	.96 kg (2.11 lbs)

\*State Charges: 55 / Federal Charges: 45 (100)

†State Charges: 31 / Federal Charges: 9

**DEA-Indianapolis Tactical Diversion Squads' (TDS)** mission is to reduce the illegal distribution of pharmaceuticals through a comprehensive and multi-faceted approach, including a strong enforcement program and improved public awareness and education. TDS is a participant in the IMPD Overdose Response Unit.

TDS	2021	2022		2021	2022
Total Arrests	78	61	Money Seized	\$139,859	\$171,214
Search Warrants	15	29	Narcotics Seized	6,560 kg (14,462.32 lbs)	72.34 kg (157.97 lbs)
Firearms Seized	67	34			

# Criminal Investigations Division

**The Prescription Fraud Unit (PFU)** is responsible for investigating crimes of controlled medication. Personnel assist local, state, and federal law enforcement agencies investigating prescription fraud. PFU investigations often involve doctors, nurses, pharmacists, licensed professionals, and individuals who fraudulently obtain prescription medications.

PFU	2021	2022		2021	2022
Assigned Cases	279	394	Search Warrants	3	7
Total Arrests	73	93	Warrants Obtained	45	81
Controlled Pills Seized	27,484	25,308	Prescription Drug Take Back	500 lbs	400 lbs

**Indiana Crime Guns Task Force (ICGTF)**, formerly known as the Crime Gun Intelligence Center (CGIC), was established through state legislation on July 1, 2021. ICGTF personnel consists of local and state law enforcement officers and agents of the Bureau of Alcohol, Tobacco, Firearms and Explosives (ATF). ICGTF identifies, investigates, and arrests suspects of criminal firearm activity using various forensic and investigative techniques.

ICGTF	2021	2022		2021	2022
Total Arrests	269	397	Narcotics Seized		
Search Warrants	145	127	Cocaine	574 g (1.27 lbs)	11683.17 g (25.76 lb)
Firearms Seized	286	381	Heroin	380.7 g (0.84 lbs)	417.67 g (.92 lbs)
Vehicle Seized	7	29	Marijuana	15.12 kg (33.33 lbs)	240.10 kg (529.33 lbs)
Money Seized	\$213,714	\$1,785,427	Methamphetamine	6.23 kg (13.78 lbs)	28.97 kg (68.87 lbs)

**Criminal Interdiction Section (CIS)** is the lead agency for the HIDTA program Indianapolis Hotel Interdiction and Truck Stops (IHITS). IHITS specializes in the identification and disruption of Drug Trafficking Organizations (DTOs) that are in and pass through Indianapolis. Along with truck stops, DTOs often utilize hotels or motels for their operations. IHITS disrupts this practice by conducting traffic stops and knock-and-talk investigations. Personnel have special training and experience in traffic-related drug and criminal investigations. In addition, CIS Personnel are responsible for coordinating interdiction enforcement activities on roadways and highways to further state and nationwide criminal activities, such as drug trafficking, human trafficking, and violent crimes involving armed suspects.

CIS	2021	2022		2021	2022
Total Arrests	302	211	Narcotics Seized		
Search Warrants	548	287	Cocaine	22.6 kg (49.82 lbs)	133.71 kg (294.76 lbs)
Vehicles Seized	9	15	Heroin	5.14 kg (11.33 lbs)	19.87 kg (43.81 lbs)
Firearms Seized	41	70	Methamphetamine	49.58 kg (109.31 lbs)	131.05 kg (288.92 lbs)
Money Seized	\$5,809,731	\$2,303,684	Marijuana	728.31 kg (1605.64 lbs)	707.54 kg (1559.86 lbs)

**Incident Analysis Center (IAC)** personnel manage IMPD's public safety video camera network, assist in footage retrieval relating to criminal investigations and officer involved shootings, canvass for non-associated cameras, and coordinate the deployment of IMPD's mobile trailer cameras.

# Training, Policy, and Oversight Division

## Training, Policy, and Oversight Division Deputy Chief Catherine Cummings

**Planning and Research Section** personnel work with subject matter experts and legal advisors to aid in the creation of written directives. Personnel administer department performance management systems that provide oversight of law enforcement activities in the pursuit of efficiency and accountability for the department. Those systems are:

- Blue Team;
- IAPro;
- MakeNote; and
- EIPro.

Blue Team Entries	2021	2022*
Total Entries	8,609	8,070
Awards	506	311
Commendations	87	513
Lost/Stolen Property	159	80
Coaching	176	119
Damage to Police Vehicle	463	179
Vehicle Pursuit	378	414
Vehicle Accidents	378	413
Citizen's Complaint	78	71
Use of Force	3,287	2,617
Forced Entry	256	251
Off-Duty Employment Agreements	1,461	1,548
Show of Force	1,494	1,554

\*Used "received date"

**Internal Affairs (IA) Section** personnel investigates alleged misconduct by sworn and civilian members of IMPD. IA also reviews all officer-involved shootings, vehicle pursuits involving a fatality or serious bodily injury, accidents involving police vehicles resulting in serious bodily injury (SBI), in-custody deaths, and other administrative investigations.

IA	2021	2022		2021	2022
Citizen Complaints	22	6	Officer-Involved Shootings	12	10
Internal Investigations	30	25	Vehicle Pursuits (Fatality/SBI)	10	4
In-Custody Death Investigations	1	1	Total Administrative Investigations	82	48

### Internal Governance Section

In 2014 the City-County Council passed an ordinance directing IMPD to undergo national accreditation from Commission on Accreditation for Law Enforcement Agencies, Inc. (CALEA®). CALEA® is an independent accrediting authority developed in 1979 by the four prominent United States law enforcement associations; International Association of Chiefs of Police (IACP), National Organization of Black Law Enforcement Executives (NOBLE), National Sheriffs Association© (NSA), and the Police Executive Research Forum (PERF).



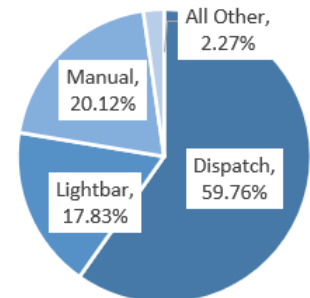
IMPD completed its final cycle for the 2017-2021 assessment process in October of 2021 and achieved reaccreditation in March of 2022. IMPD is required to meet additional standards as the original four (4) year assessment process.

# Training, Policy, and Oversight Division

## Body Worn Cameras (BWC) Section

IMPD uses BWCs to preserve evidence used in criminal and administrative investigations, civil litigation, and disciplinary actions in accordance with General Order 4.32 – *Body-Worn Cameras*.

BWC Video Recordings	2021	%	2022	%
Total Recordings	980,710		990,427	
Dispatch	607,888	61.98%	591,945	59.76%
Lightbar	180,546	18.40%	176,599	17.83%
Manual/Remote	177,052	18.05%	199,361	20.12%
All Other	15,224	1.55%	22,522	2.27%



## Training Branch

IMPD's Training Academy is located at the Indianapolis-Marion County Public Safety Training Academy on the far east side of Indianapolis. The Training Academy is certified by the state of Indiana to provide recruit and veteran officers with the most current, state-of-the-art training available.

**In-Service Training Section** consists of all continuing education platforms. In-service includes training mandated by the state and IMPD; examples include elective training, new supervisor training, and IMPD leadership Academy (Career and Leadership Development).

**Career and Leadership Development (CLD) Unit** manages the IMPD Leadership Academy and the Master Designation Program. The IMPD Leadership Academy is a four-week training course for law enforcement and public safety organizations.

**Firearms Training Section** conducted firearms (77 sessions) and patrol rifle (22 sessions) in-service training for IMPD officers. Personnel trained two (3) IMPD Recruit Classes on basic and advanced firearms training and certified officers on the department handgun and shotgun and conducted two (2) patrol rifle schools. Personnel assisted with four (4) Retired Officer LEOSA Qualification Classes.

**Field Training Officer Section** provided 77 recruit officers with field training, 74 of whom completed field training. FTOs provided 18 scenario-based training days with 170 different scenarios and conducted the final training exercise (2 3 day events FTX). Two (2) FTO schools were held, adding 39 FTOs to the section. FTOs held two (2) sessions for 28 newly promoted sergeants and completed refresher training for 31 returning IMPD officers. Detective Training Officer (DTO) program produced 31 new DTOs. Fifty One (51) detectives enrolled in detective training, 49 of whom completed the training. Two (2) PSO schools with 11 new PSO officers added, One (1) PSO FTO school with 6 new PSO FTO's added.

**Recruit Training Section** provided training for the 23<sup>rd</sup>, 24<sup>th</sup>, and 25<sup>th</sup> Recruit Classes for 113 recruits, graduating 73 recruits from the 23<sup>rd</sup> and 24<sup>th</sup> Recruit Classes who progressed to the field training phase. Personnel trained IMPD's 3<sup>rd</sup> and 4<sup>th</sup> lateral recruit class for thirteen (13) previously state-certified officers. Personnel trained eleven (11) Public Safety Officers (PSO) to handle prisoner transport, evidence collection, and accident investigations.



# Oversight Boards

## Citizens' Police Complaint Board and Office

The Citizen Police Complaint Board (CPCB) is comprised of twelve (12) members; the City-County Council (CCC) appoints seven (7) members, Mayor (M) appoints four (4) members, and Fraternal Order of Police (FOP) appoints one (1) member. The following are the current members:

- Patrice Abdulllah (CCC)
- Michael Bryant (CCC)
- Craig Cordi (CCC)
- John Girton, Jr. (M)
- Sean Gorman (M)
- Sergeant Scott Carpenter (FOP – Officer David Bolling (CCC)
- Marya Jones (CCC)
- Jennifer Norton (CCC)
- Evan Shearin (CCC)
- Kenneth Riggins (M)
- Sergeant Nikole Pilkington (M)

The CPCB considers all appropriate complaints, sets governance rules, establishes procedures for processing complaints, and ensures citizens' notification.

Contacts	2022	(%)
Total Contacts†	2,720	
Phone Calls	2,121	77.98%
Emails	423	15.55%
Walk-ins	176	6.47%
Complaint Form	2022	(%)
Complaint Form Offered vs Contacts	404	14.85%
Complaint Form Returned vs Offered	24	5.94%
Complaints Received	2022	(%)
Dismissed or Withdrawn	14	58.33%
Filed for Investigation	10	41.67%
Allegations	2022	(%)
Total Allegations	27	
Sustained	3	11.11%
Unfounded	1	3.70%
Not Sustained	10	37.04%
Officers Exonerated	13	48.15%

## Police Merit Board

The Police Merit Board (PMB) is comprised of seven (7) members; the City-County Council (CCC) appoints one (1) member, Mayor (M) appoints four (4) members, and IMPD appoints two (2) members. The following are the current members:

- Frank Sullivan (M)
- Joseph Slash (M)
- Richard Burkhardt (IMPD)
- Jenifer Drewry (M)
- Ronald Covington Sr. (CCC)
- Ronald Mills (IMPD)
- Dianna Ferguson-Mosley (M)

## General Orders Board

The General Orders Board is comprised of seven (7) members; the City-County Council (CCC) appoints two (2) members, Mayor (M) appoints two (2) members, IMPD appoints two (2) members, and the Fraternal Order of Police (FOP) appoints one (1) member. The following are the current members:

- Clyde Posley (CCC)
- David Robinson (IMPD)
- Chrystal Ratcliffe (M)
- Bryan Roach (IMPD)
- Jasmin French (M)
- Lahny Silva (CCC)
- Kevin Kendall (FOP)

The board is authorized to provide civilian oversight of IMPD General Orders. General Orders are written directives that employees use to accomplish IMPD's mission professionally and lawfully.

# Oversight Boards

## Internal Boards to IMPD

### **Use of Force Board**

The Use of Force Board (UFB) is comprised of nine (9) members:

- Chairperson, Captain from Training
- One (1) Lieutenant appointed by Training, Policy, and Oversight
- One (1) Peer Officer from the Division of the involved incident
- One (1) Officer nominated by the majority vote of officers
- Two (2) Civilian members nominated by the Mayor of Indianapolis
- Three (3) Civilian members nominated by the City-County Council

The UFB provides input and recommendations to the Chief of Police from the perspective of law enforcement and citizens of the City of Indianapolis. The UFB conducts hearings for any use or attempted use of deadly force against a person and administrative reviews firearm discharges. The UFB discusses and deliberates on the issues presented pertaining to compliance with IMPD directives and submits its findings to the Chief of Police to improve IMPD practices and increase safety in the City of Indianapolis.

### **Vehicle Operations Review Board**

The Vehicle Operations Review Board (VORB) is comprised of six (6) members:

- Chairperson, IMPD's Emergency Vehicle Operations Supervisor
- One (1) Lieutenant from Operations
- One (1) Patrol Officer from Operations
- One (1) Sergeant from Operations
- One (1) Sergeant from Operations
- One (1) Sergeant from Operations

The VORB was established under the authority of the Chief of Police to review IMPD police vehicle crashes, vehicle pursuits, damage to police vehicles, and other incidents deemed appropriate by IMPD. The VORB conducts administrative reviews or hearings to determine the disposition of each incident, issues any disciplinary or corrective action needed, and makes recommendations to the Chief of Police

# Budget and Salary

IMPD Annual Budget	2021	2022	Change (%)
Adopted Budget	\$261,245,103	\$264,964,602	1.42%

Expenses	2021	2022	Change (%)	
Personnel Costs	\$213,031,717	\$217,592,226	2.14%	Includes Salaries, benefits, and overtime
Supplies	\$2,655,576	\$3,144,071	18.40%	Includes supply expenses for sworn recruits, meter
Contractual Services	\$23,793,874	\$26,155,525	9.93%	Includes expenses for rent and utilities for
Equipment	\$3,163,770	\$6,852,667	116.60%	Includes capital expenditures for vehicles and
Internal Charges	\$10,483,006	\$11,220,113	7.03%	Includes fleet charges

Merit Schedule	2021	2022	Appointed Schedule*	2021	2022
Recruit Officer 1st Yr	\$53,329	\$61,829 <sup>†</sup>	Major	\$110,184	\$110,184
Probationary Officer 2nd Yr	\$61,829	\$61,829	Commander	\$111,677	\$111,677
Patrol Officer 3rd Yr*	\$75,171	\$75,171	Deputy Chief	\$121,544	\$121,544
Sergeant*	\$82,960	\$82,960	Assistant Chief	\$126,488	\$126,488
Lieutenant*	\$91,315	\$91,315	Chief of Police	\$129,258	\$129,258
Captain*	\$100,820	\$100,820			

\*Appointed ranks are designated by the Chief of Police

\*No salary increases per FOP Contract  
<sup>†</sup>Increase effective September 1, 2022

Sworn Additional Pay		2021	2022
Master Designation Pay (Yearly)	Master Patrol Officer	\$2,000	\$2,000
	Master Detective	\$2,000	\$2,000
	FTO Pay (Yearly)	\$1,300	\$1,300
Field Training Officer (FTO) Pay	FTO Hourly Increase when assigned a Recruit Officer	\$2.75	8% <sup>†</sup>
	DTO Pay (Yearly)	\$500.00	\$500.00
Detective Training Officer (FTO) Pay	DTO Hourly Increase when assigned a Recruit Officer	\$2.75	8% <sup>†</sup>
	Merit ranks assigned to Special Duty and Technical Position	\$529	\$529
Hazardous Duty and Technical Pay (Yearly)	Each 30 Credit Hours Completed	\$250	\$250
	Bachelor's Degree	\$1,000	\$1,000
	Additional for Master's or Doctoral Degree	\$250	\$250
Shift Differential (Hourly)	Paid for hours worked between 1300-0059hrs	\$0.87	2.5% <sup>†</sup>
	City Matches \$0.25 per \$1.00 up to	\$960	\$960
Deferred Compensation 457(b)	Starting in 4th Year	\$376	\$376
	Year 21+ for 2021 and Year 26+ for 2022	\$100	\$100
		0%	0%

<sup>†</sup> % of base hourly rate

\* City's contribution rolled into base salary for 2021 and 2022 - Officer paid all 6%

# Personnel Demographics

Personnel	2021	2022
Total Personnel	1,861	1778‡
Sworn Officers	1,656	1590*†
Professional Staff	205	188

\*Authorized to have 1,743 Officers

†Officer-to-Citizen ratio 18.1 officers to 10,000 citizens

‡Employee-to-Citizen ratio 20.2 employees to 10,000 citizens

Personnel by Race		
Sworn	2021	2022
Total	1,656	1,590
White*	1,324 (80%)	1265 (79%)
Black*	236 (14%)	231 (15%)
Hispanic or Latino	69 (4%)	64 (4%)
Other	27 (2%)	30 (2%)
Professional Staff		
2021	2022	
Total	205	188
White*	152 (74%)	130 (69%)
Black*	45 (22%)	47 (25%)
Hispanic or Latino	5 (2.5%)	7 (3.7%)
Other	3 (1.5%)	4 (2.1%)

\*non-Hispanic or Latino

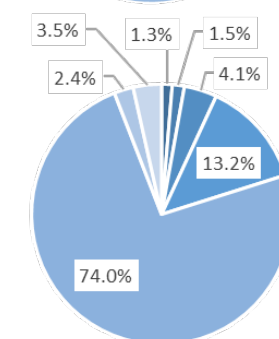
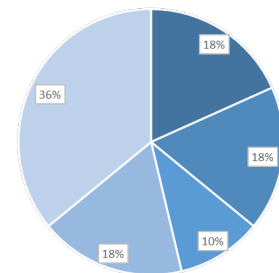
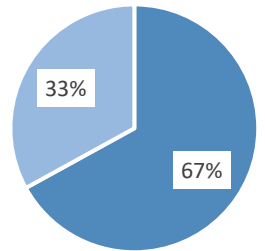
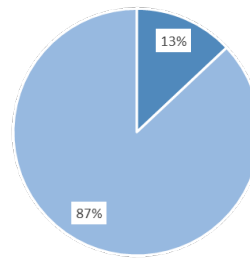
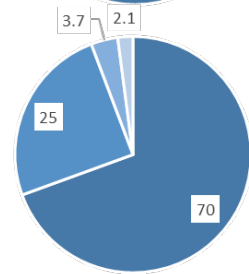
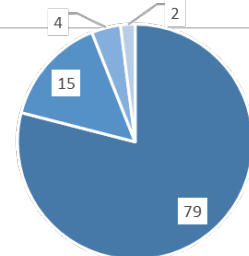
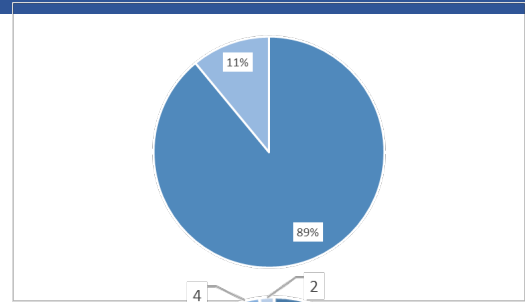
Sworn by Gender		
2021	2022	
Total	1,656	1,590
Female	227 (14%)	214 (13%)
Male	1,429 (86%)	1376 (87%)
Professional Staff by Gender		
2021	2022	
Total	205	188
Female	138 (67%)	123 (65%)
Male	67 (33%)	65 (35%)

Sworn by Years of Service		
2021	2022	
Total	1,656	1,590
24 to 30+ Years	280 (17%)	291 (18%)
20 to 23 Years	283 (17%)	280 (18%)
16 to 19 Years	189 (11%)	165 (10%)
8 to 15 Years	282 (17%)	283 (18%)
1 to 7 Years	622 (38%)	571 (36%)

Sworn by Rank Structure		
2021	2022	
Total	1,656	1,590
Appointed*	22 (1.3%)	21 (1.3%)
Captain	29 (1.8%)	24 (1.5%)
Lieutenant	60 (3.6%)	65 (4.1%)
Sergeant	208 (12.6%)	210 (13.2%)
Officer†	1,170 (70.7%)	1176 (74%)
Probationary Officer	73 (4.4%)	38 (2.4%)
Recruit Trainee	94 (5.7%)	56 (3.5%)

\*Includes Chief, Assistant Chief, Deputy Chief, Commander, and Major

†Includes Detectives





# Administration Division

## Administration Division Deputy Chief Valerie Cunningham

Administration Division personnel manage and support the careers of IMPD personnel.

**Fleet Management Section** personnel are responsible for receiving, issuing them to officers, licensing, building, repairing, and disposing of IMPD's marked and unmarked vehicles.

Fleet Asset Summary	2021	2022		2021	2022
Marked Vehicles	1340	1213	Armored Vehicles	4	3
Unmarked Vehicles	630	565	Vans/Transits	20	23
Confiscated Vehicles	143	143	Motorcycles	60	58
Trucks	23	11	Military Surplus Vehicles	26	9
Box Trucks	2	1	ATV's and UTV's	19	16
Bucket Truck	1	1	Boats	2	2
Vehicles Purchased	2021	2022		2021	2022
Harley Davidson Motorcycles	18	19	Ford Interceptor SUV	23	21
Undercover Auction Vehicle	8	9	Ford F150 Truck	3	0
Dodge Durango SUV	0	4	Ford E-Transit Van	1	0
Ford Escape SUV	4	4	Ford F650	0	1
Ford Transit Connect XLT Van	1	0	Ford Expedition XLT SUV	1	0
Dodge Chargers Sedan	290	244			
Ford Transit Van	0	8	<i>Disposed Vehicles</i>	<i>151</i>	<i>270</i>
Fleet Cost Summary	2021	2022		2021	2022
Harley Davidson Motorcycles	\$8,374*	\$4,754*	Dodge Durango SUV		\$38,516
Undercover Auction Vehicle	Varies	Varies	Ford Transit Van		\$50,530†
Ford Escape SUV	\$27,147	\$26,916	Ford Interceptor SUV	\$35,277	\$39,695†
Dodge Chargers Sedan	\$28,487	\$36,790	Ford F650 Truck		\$84,775
*With Trade-In			†Average cost over multiple orders		
Fleet Support Costs	2021	2022		2021	2022
Total Maintenance	\$4,546,704	\$4,628,920	Total Fleet Fuel	\$5,058,043	\$6,495,715

**Personnel and Finance Branch** The Finance Section oversees personnel pay and verifies all overtime requests and requested time off.

### Crime Stoppers Section

In 2022 CSCI received 7438 original (new) tips.

	2021	2022		2021	2022
Fugitive Alerts	143	135	Arrests Made	175	158
Tips Received	6,986	7,438	Firearms Seized	6	53
Awards Approved	126	122	Vehicles Recovered	40	3
Awards Paid	23	26	Cash Recovered	\$111,296	\$58,055
Amount Approved	\$26,175	\$30,050	Value of Property Recovered	\$96,070	\$54,785
Amount Paid*	\$2,950	\$3,000	Value of Drug Recovered	\$644,725	\$320,020

\*Awards Paid is often less because many tipsters do not check back to claim a reward.

# Administration Division

**Property Section** personnel oversee the property room 24 hours a day, 7 days a week. Personnel are responsible for the care and control of all items stored in the property room. Items include all evidence, found property, and personal property secured for safekeeping.

Property Room	2021	2022		2021	2022
Items Received	64,371	68,055	Firearms in Storage	26,287	25,462
Total Items in storage	637,334	722,984	Narcotic Items in Storage	33,678	39,478

## Uniform Crime Reporting Unit

Personnel reviewed at least 22,183 case reports, making at least 32,932 supplements to correct NIBRS classifications and related issues.

	Homicide	Rape	Robbery	Aggravated Assault	Simple Assault	Residential Burglary	Non-Residential Burglary	Larceny	Vehicle Theft	Arson
2021	245	575	1,814	6,789	13,488	2,975	1,429	20,829	5,066	320
2022*	211	584	1,638	7,069	13,228	2,971	1,830	20,732	4,601	251
Year Change	-16.1%	1.5%	-10.7%	4.0%	-2.0%	-0.1%	21.9%	-0.5%	-10.1%	-27.5%
Crime Rate 100K	23.96	66.32	186.01	802.73	1502.12	337.38	207.81	2354.25	522.47	28.50

\*The 2022 counts displayed reflect Preliminary counts for UCR Crime Part 1 Classifications. The source of preliminary UCR calculated data is Motorola RMS data.

	Downtown			Northwest			North			East			Southeast			Southwest			Unknown		
	2021	2022*	Change	2021	2022*	Change	2021	2022*	Change	2021	2022*	Change	2021	2022*	Change	2021	2022*	Change	2021	2022*	Change
Homicide	9	6	-50.0%	41	38	-7.9%	57	54	-5.6%	83	64	-29.7%	25	27	7.4%	29	21	-38.1%	1	1	0.0%
Rape	46	27	-70.4%	107	109	1.8%	121	104	-16.3%	143	141	-1.4%	77	105	26.7%	69	90	23.3%	12	8	-50.0%
Robbery	86	107	19.6%	339	286	-18.5%	288	299	3.7%	550	461	-19.3%	286	253	-13.0%	262	227	-15.4%	3	5	40.0%
Aggravated Assault	284	240	-18.3%	1,236	1,206	-2.5%	1,193	1,344	11.2%	2,095	2,022	-3.6%	974	1,083	10.1%	992	1,153	14.0%	15	21	28.6%
Simple Assault	888	864	-2.8%	2,408	2,411	0.1%	2,381	2,298	-3.6%	3,094	2,889	-7.1%	2,309	2,315	0.3%	2,382	2,403	0.9%	26	48	45.8%
Residential Burglary	36	48	25.0%	431	422	-2.1%	670	622	-7.7%	791	786	-0.6%	601	505	-19.0%	445	584	23.8%	1	4	75.0%
Non-Residential Burglary	59	64	7.8%	167	243	31.3%	211	230	8.3%	319	397	19.6%	315	425	25.9%	355	467	24.0%	3	4	25.0%
Larceny	1,209	1,663	27.3%	3,852	3,888	0.9%	4,233	4,304	1.6%	4,150	4,052	-2.4%	3,846	3,469	-10.9%	3,477	3,288	-5.7%	62	68	8.8%
Vehicle Theft	171	159	-7.5%	865	773	-11.9%	781	773	-1.0%	1,228	1,048	-17.2%	1,013	874	-15.9%	999	950	-5.2%	9	24	62.5%
Arson	5	6	16.7%	31	41	24.4%	49	40	-22.5%	93	81	-14.8%	66	30	-120.0%	76	52	-46.2%	0	1	0.0%

\*The 2022 counts displayed reflect Preliminary counts for UCR Crime Part 1 Classifications. The source of preliminary UCR calculated data is Motorola RMS data.



# IMPD IS RECRUITING

## Requirements:

- High School Diploma or Equivalent
- Must be between 21 to 40 Years Old by Appointment date
- Must be a U.S. Citizen
- Possess a Valid Driver's License
- Honorable Military Discharge, if Applicable
- Pass Drug Screening
- No Felony Convictions
- No Domestic Violence Convictions

## Salary and Incentives:

- Starting 80 Hours of Annual Vacation
- College Incentive Pay
- 1<sup>st</sup> and 2<sup>nd</sup> Year Pay: \$71,800
- 3<sup>rd</sup> Year Pay (starts the 25<sup>th</sup> month): \$75,171<sup>†</sup>
- 2023: 2% Base Salary Increase
- 2024: 3% Base Salary Increase
- 11 bonus (Holiday) Days Annually
- 4 Perfect Attendance Days (1 per quarter)
- 720 Hours of Annual Sick Time
- Take-Home Car Program<sup>‡</sup>

<sup>†</sup> Lateral officers start at 3<sup>rd</sup> Year Pay

<sup>‡</sup> Out-of-county residents dependent upon eligibility list

## Benefits:

- Medical, Dental, and Vision Plans
- Pension (Public Employees' Retirement Fund) 20+ Year
- Health Savings Account
- 457(b) Employee Matching up to \$1,080 Annually

For More Information Contact:

Officer Parker (pictured left)

317.435.6472

Officer Mcafee (pictured right)

317.417.4232

[www.joinimpd.indy.gov](http://www.joinimpd.indy.gov)

