



Don Bosco Institute of Technology, Mumbai -400070



Department of Computer Engineering

Report on: Database linking to Flask Workshop

Title: Database linking to Flask Workshop

Date: 21 March, 2023

Time: 9 am - 11 am

Venue: Computer Center

Participants Present: 54

Resource Person: Mr. Siddharth Dhaigude

Organizing Department / Committee / Authority: ACM Student Chapter

Faculty Coordinator: Mr. Imran Mirza, Ms. Sana Shaikh

Objective:

- ❖ To learn how Flask used with Python.
- ❖ How to use a virtual environment in any operating system.

Outcome:

- ❖ Students will be able to use Flask for creating a web application.
- ❖ They will know what a virtual environment is and how it works.

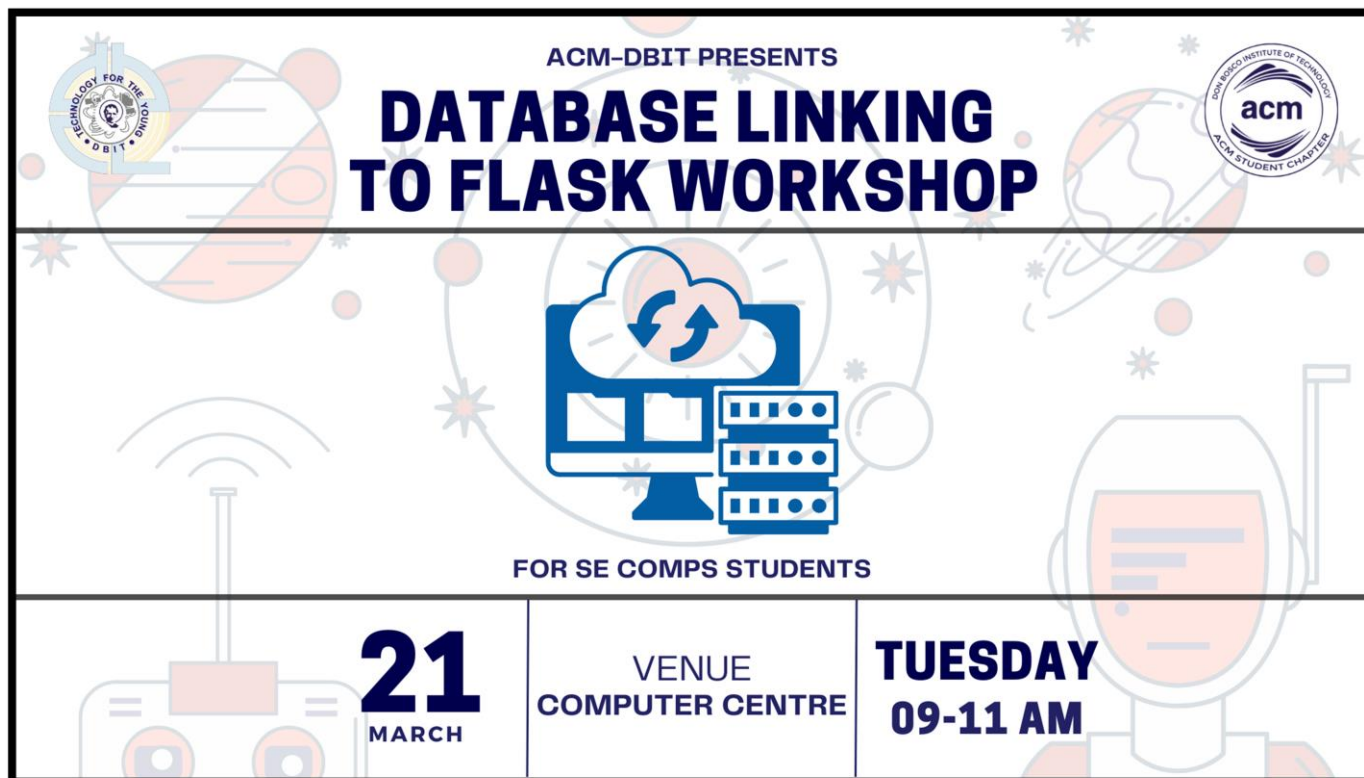
Report:

The ACM Student Chapter of DBIT organized a workshop on 'Database linking to flask workshop' on 21th of March 2023, from 9am to 11am. The event was conducted in the Computer Center of DBIT. The major goal of this event was to explain to the students how database can be linked to flask. The event had students from TE as mentors and SE of the Computer Department in attendance.

The workshop began by Mr. Siddharth Dhaigude giving the students a briefing of what flask was and how it is used. The students were then guided step by step on how to install flask in a virtual environment by the TE mentors, who helped everyone with any doubts or problems that they had. Every student was provided with a link to the GitHub repository where they were provided with materials required to install a virtual environment and install and run flask on their respective devices. The mentors helped the students by giving them guidance at every step. Once the students were done with the installation and running flask, they were then taught how flask works and how to use it in the virtual environment. They were then given a step-by-step explanation of how to code a web application using python in flask.

The workshop was brought to an end by students being able to execute the web application successfully. The students were even able to create a web page using their own ideas.

Poster:



The poster is a rectangular graphic with a white background and a black border. It features several elements: a central illustration of a computer monitor with a cloud and circular arrows above it, and a server rack to its right. The background is decorated with faint icons of a globe, a Wi-Fi signal, and a person wearing a VR headset. At the top, the text 'ACM-DBIT PRESENTS' is centered. Below it, the main title 'DATABASE LINKING TO FLASK WORKSHOP' is written in large, bold, blue capital letters. In the top left and right corners, there are circular logos for 'TECHNOLOGY FOR THE YOUNG DBIT' and 'acm' respectively. Below the central illustration, the text 'FOR SE COMPS STUDENTS' is centered. At the bottom, the poster is divided into three sections: the left section contains '21 MARCH' in large blue numbers; the middle section contains 'VENUE COMPUTER CENTRE' in blue text; and the right section contains 'TUESDAY 09-11 AM' in large blue text.

ACM-DBIT PRESENTS

DATABASE LINKING TO FLASK WORKSHOP

FOR SE COMPS STUDENTS

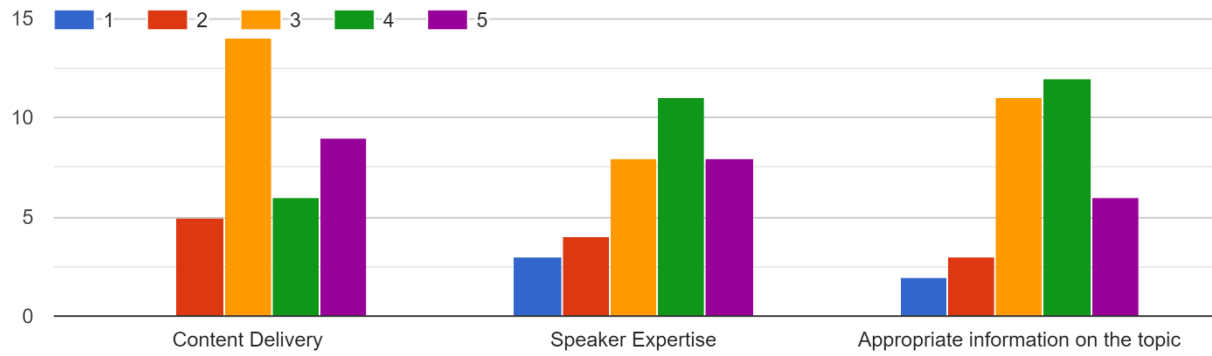
21
MARCH

VENUE
COMPUTER CENTRE

TUESDAY
09-11 AM

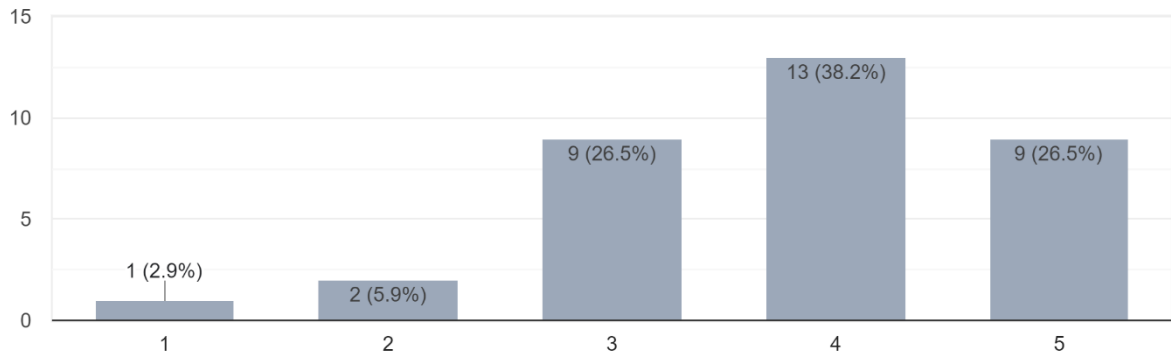
Feedback Analysis:

How satisfied were you with the workshop? 1 - very dissatisfied 5 - very satisfied



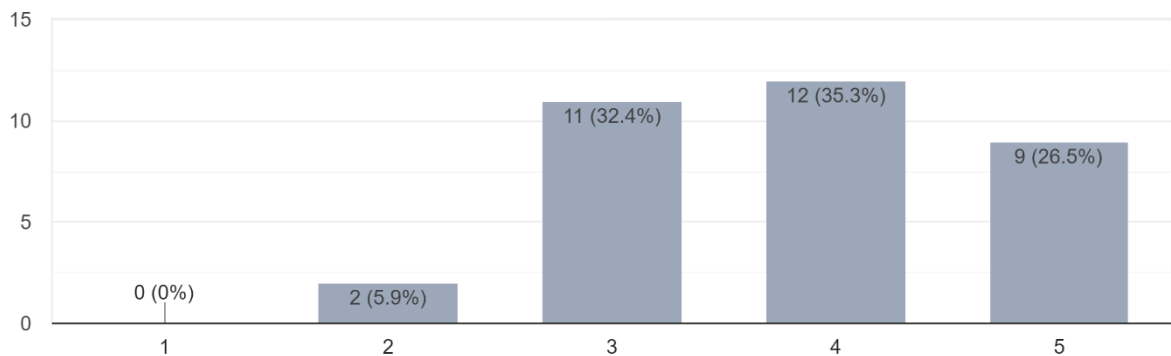
Do you think knowledge gained from this workshop will help you in future?

34 responses



Overall rating for the workshop

34 responses



Snapshots:



Report Prepared By:
Ms. Shanaya Carvalho
(Asst. Admin Head-ACM-DBIT)

Report Approved By:
Mr. Imran Mirza
(Faculty Coordinator-ACM-DBIT)