



Don Bosco Institute of Technology, Mumbai -400070



Department of Computer Engineering

Report on : Adobe Illustrator Workshop

Title : Adobe Illustrator Workshop

Date : 5th August, 2022

Time : 2 pm to 4 pm

Venue : Computer Center

Participants Present : 16

Resource Person : Ms. Likla Sinha

Organizing Department / Committee / Authority : ACM Student Chapter

Faculty Coordinator : Mr. Imran Mirza

Objective :

- ❖ To enhance student's creative thinking and design skills.
- ❖ To show understanding of design principles and methods.
- ❖ To provide the learner with Illustrator tools that can aid in creative thinking and strategies.

Outcome :

- ❖ Workshop will encourage innovation and artistry of the learner.
- ❖ To use basic Adobe Illustrator skills and concepts to develop effective designs.
- ❖ Workshop will improve design abilities in order to succeed in a variety of projects.

Report :

The ACM's ***Adobe Illustrator Workshop*** was conducted in the DBIT computer lab on August 5, 2022, from 2 to 4 p.m. This practical workshop's main goals were to teach students a new skill and direct their existing creativity in the right directions. The workshop was run by examining the steadily increasing demand for design-related jobs. The workshop was kept open for all the SE students from all branches with a minimal fee of Rs.50. Before the workshop, all of the students were instructed to download the Adobe Illustrator software.

The workshop started off with the host Ms. Likla Sinha giving a quick overview of the adobe illustrator software along with the various applications of it. She then focused on Adobe Illustrator's fundamental functions, demonstrating how to make different shapes and add colors. She continued by describing how to use the blend tool to create new items by mixing the shapes and colors of two or more existing ones. Later, she gave a demonstration of how to utilize various Illustrator tools, including the text tool, gradient tool, and direct selection tool. She also explained how one can create the illusion of motion by using the envelope distort tool. She then concentrated on some vital tools of Adobe Illustrator by demonstrating their uses, including the anchor tool and line tool. During the entire session, she demonstrated a number of tips and methods that can be used when using the Illustrator. The participants asked various doubts during the session which were answered by Ms. Likla Sinha.

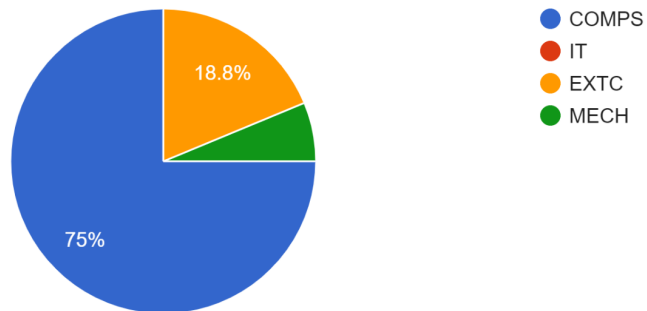
At the end of the session, an announcement regarding the ACM's design team selection was made for which all the students were given an assignment of creating any design of their choice. Lastly, all the participants were asked to fill the feedback form which was put up on the whatsapp group. All the participants were provided with a certificate of participation.

Snapshot of the event :



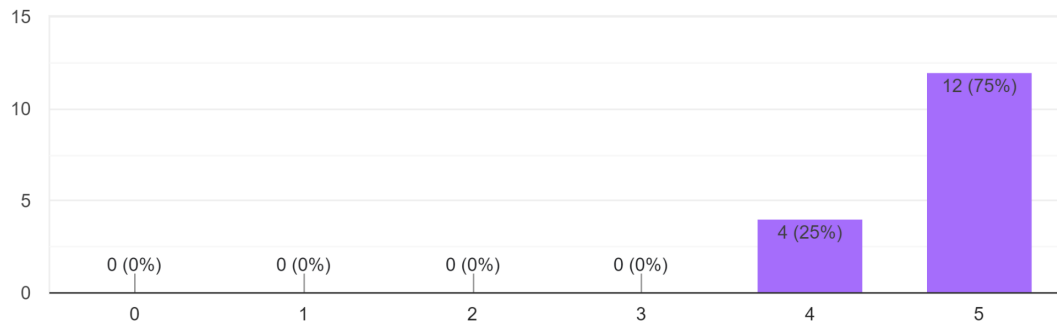
Feedback Analysis :

Branch
16 responses



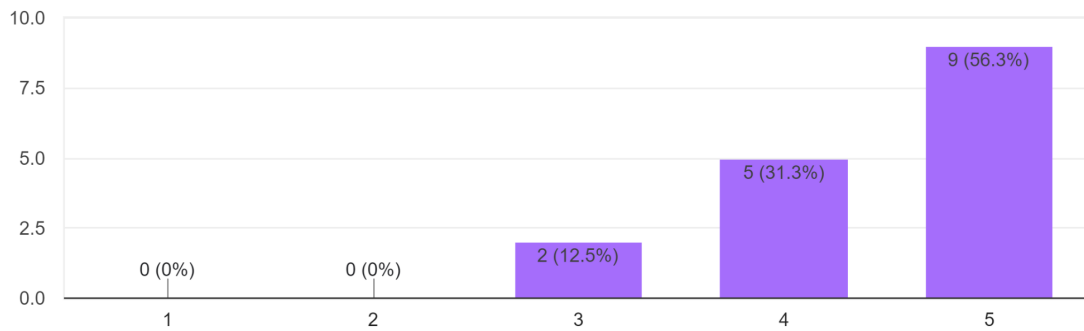
Do you think knowledge gained from this session will help you in future?

16 responses



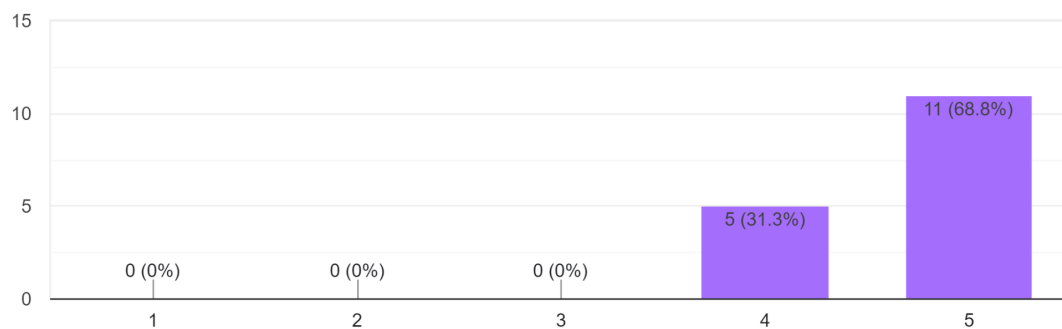
Was the session thought provoking and engaging ?

16 responses



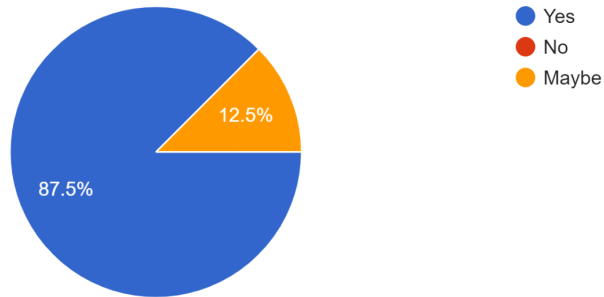
Was the speaker able to solve all doubts satisfactorily?

16 responses



Would you like to attend such workshops in future ?

16 responses



Poster :

DON BOSCO INSTITUTE OF TECHNOLOGY
DEPARTMENT OF COMPUTER ENGINEERING
ACM STUDENT CHAPTER

ADOBE ILLUSTRATOR

5TH AUGUST | 2 PM
COMPUTER CENTRE

Bring your vision to life precisely, with the industry standard for vector art.

REGISTRATION FEE
RS. 20 FOR ACM MEMBERS
RS. 50 FOR NON ACM MEMBERS

SCAN TO REGISTER

Contact: 9867203475 Likla Sinha

Registration Details :

Joshua Menezes	Manuel Ferreira
Shubham Keluskar	Aaradhya Deotale
Karan Namdeo Chavan	Shreya Doiphode
Ananya Solanki	Shweta Nadar
Srushti Eknath Kale	Reece Farro
Khushi Shetty	Premkumar Pradip Singh
Shruti shelar	Shubham Keluskar
MANISH MACHHINDRA PATIL	Rutvik Kiran Patil

Report Prepared By :

Ms. Sanika Chaudhari

(Admin Head - ACM)

Report Approved By :

Mr. Imran Mirza

(Faculty Coordinator - ACM)