

Fund Update for the Generate KiwiSaver Scheme: Defensive Fund

31 December 2024

This fund update was first made publicly available on 13 February 2025.

What is the purpose of this update?

This document tells you how the Defensive Fund has performed and what fees were charged. The document will help you to compare the fund with other funds. Generate Investment Management Ltd prepared this update in accordance with the Financial Markets Conduct Act 2013. This information is not audited and may be updated.

Description of this fund

The Defensive Fund aims to provide a stable return over the very short term. It invests in an actively managed portfolio made up entirely of income assets. This fund is useful if you plan to withdraw your KiwiSaver funds within the next 12 months and need certainty of the amount you intend to withdraw, like for a deposit on a first home. Volatility is likely to be the lowest of the funds, however a negative return is still possible.

Defensive Fund	
Total value of the fund	\$57,667,085
Number of investors in the fund	1,817
The date the fund started	16 May 2022

What are the risks of investing?

Risk indicator for the Defensive Fund:



The risk indicator is rated from 1 (low) to 7 (high). The rating reflects how much the value of the Fund's assets goes up and down. A higher risk generally means higher potential returns over time, but more ups and downs along the way. To help you clarify your own attitude to risk, you can seek financial advice or work out your risk profile at generatewealth.co.nz/survey. Note that even the lowest category does not mean a risk-free investment, and there are other risks that are not captured by this rating.

This risk indicator is not a guarantee of a fund's future performance. The risk indicator is based on the returns data for the last five years¹. While risk indicators are usually relatively stable, they do shift from time to time. The risk indicator will continue to be updated in future fund updates.

See the product disclosure statement (PDS) for more information about the risks associated with investing in this fund.

Generate KiwiSaver Scheme

Fund Update for the Generate KiwiSaver Scheme: Defensive Fund 31 December 2024

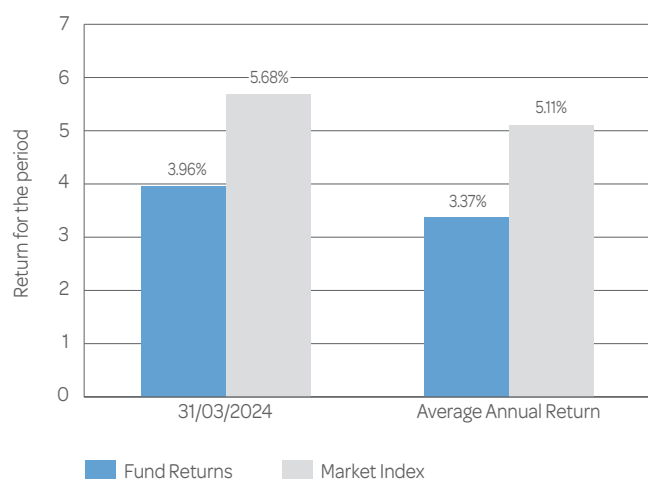
How has the fund performed?

	Past year
Annual return (after deductions for charges and tax)	4.83%
Annual return (after deductions for charges but before tax)	6.76%
Market index annual return (reflects no deduction for charges and tax)	6.52%

The market index return reflects a composite of benchmark index returns, weighted for the fund's target asset allocation, being the fund's relevant benchmark since inception. All of the share market benchmark indices used include dividends but do not include imputation credits.

Additional information about the market index is available in the SIPO on the register at disclose-register.companiesoffice.govt.nz.

Annual return graph



This shows the return after fund charges and tax for each year ending 31 March since the fund started. The last bar shows the average annual return since the fund started, up to 31 December 2024.

Important: This does not tell you how the fund will perform in the future. Returns in this graph are after tax at the highest prescribed investor rate (PIR) of tax for an individual New Zealand resident. Your tax may be lower. Benchmark returns in the graph are before the deduction of tax.

What fees are investors charged?

Investors in the Defensive Fund are charged fund charges. In the year to 31 March 2024 these were:

	% of net asset value
Total fund charges	0.79%
Which are made up of:	
Total management and administration charges including:	
Manager's basic fee	0.76%
Other management and administration charges	0.03%
Total performance based fees	0.00%
Other charges	\$ amount per investor
Membership Fee ²	\$36.00 per year

Investors are not currently charged individual action fees for specific actions or decisions (for example, for withdrawing from or switching funds). See the PDS for more information about fees.

Small differences in fees and charges can have a big impact on your investment over the long term.

Example of how this applies to an investor

Hannah had \$10,000 in the fund at the start of the year and did not make any further contributions. At the end of the year, Hannah received a return after fund charges were deducted of \$483 (that is 4.83% of her initial \$10,000). Hannah also paid \$36 in other charges. This gives Hannah a total return after tax of \$447 for the year.

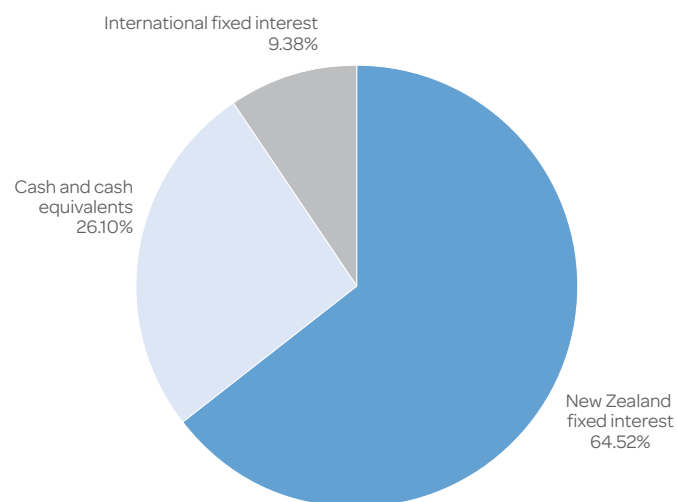
Generate KiwiSaver Scheme

Fund Update for the Generate KiwiSaver Scheme: Defensive Fund 31 December 2024

What does the fund invest in?

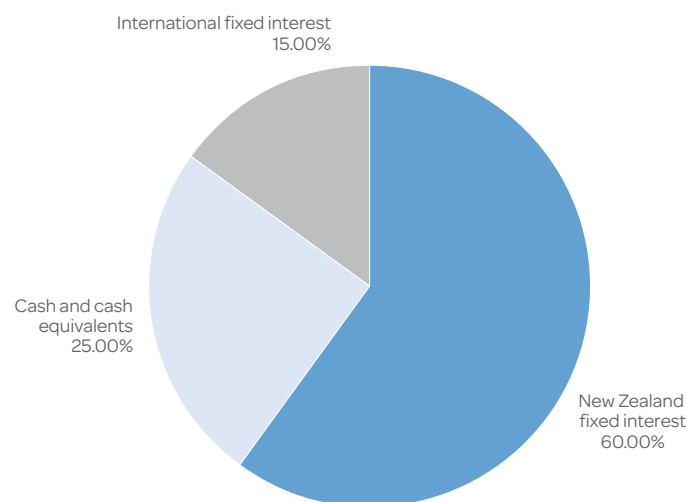
This shows the types of assets that the fund invests in.³

Actual investment mix



Target investment mix

This shows the mix of assets that the fund generally intends to invest in.



Top 10 investments

Name	Percentage of fund net assets	Type	Country	Credit rating (if applicable)
ASB NZ Dollar Cash Account	25.98%	Cash and cash equivalents	New Zealand	A1
Kāinga Ora Sep 2035 bonds	2.40%	NZ Fixed Interest	New Zealand	AAA
NZLGA May 2031 bonds	2.21%	NZ Fixed Interest	New Zealand	AAA
Kāinga Ora Apr 2030 bonds	2.16%	NZ Fixed Interest	New Zealand	AAA
Salvation Army Sep 2025 bonds	1.77%	NZ Fixed Interest	New Zealand	Unrated
Westpac Feb 2034 bonds	1.53%	NZ Fixed Interest	New Zealand	A
NZ Govt Inflation Sep 2035 bonds	1.49%	NZ Fixed Interest	New Zealand	AAA
Meridian Mar 2030 bonds	1.42%	NZ Fixed Interest	New Zealand	BBB+
Auckland International Airport Dec 2031	1.39%	NZ Fixed Interest	New Zealand	A-
Elim Education Oct 2026 bonds	1.29%	NZ Fixed Interest	New Zealand	Unrated

The top 10 investments make up 41.64% of the fund.

The fund's net foreign currency exposure was 0.80% of net asset value on the 31 December 2024. At target the fund's net foreign currency exposure is 0.00% of net asset value. More details on the approach to currency hedging is available in the SIPO on the register at disclose-register.companiesoffice.govt.nz.

Generate KiwiSaver Scheme

Fund Update for the Generate KiwiSaver Scheme: Defensive Fund 31 December 2024

Key personnel

This shows the directors and employees who have the most influence on the investment decisions of the fund.

Name	Current position	Time in current position	Previous or other position	Time in previous or other position
Sam Goldwater	Chief Investment Officer/Investment Committee Member/Executive Director	11 years and 9 months	Led the investment management of a sizeable portfolio of family assets	7 years and 5 months
Daniel Frost	Portfolio Manager – Property & Infrastructure, Australasian Equities	6 years and 11 months	Senior Analyst, Macquarie Bank	5 years and 4 months
Andrew Bolland	Portfolio Manager – Property & Infrastructure, Australasian Equities	5 years and 6 months	Senior Analyst/Associate Portfolio Manager, Salt Funds Management	6 years and 2 months
Ayrton Oliver	Portfolio Manager – Fixed Income	3 years and 9 months	Vice President, JP Morgan Chief Investment Office, International Rates and FX Portfolio Management	7 years
Nathan Field	Portfolio Manager – Global Equities	1 year and 10 months	Portfolio Manager, Global Thematic Fund, Kiwi Wealth	13 years

Further information

You can also obtain this information, the PDS for the Generate KiwiSaver Scheme, and some additional information from the offer register at disclose-register.companiesoffice.govt.nz.

Notes

1. As the fund has not been in existence for 5 years a combination of market index returns and the fund's actual returns have been used to complete the risk indicator. Actual returns have been used from 20 May 2022 to the end of the period to which this fund update relates. For all relevant periods prior to 20 May 2022 market index returns have been used in order to construct a total of 5 years of returns on which to base the risk indicator. As a result of estimated returns partially being used, the risk indicator may provide a less reliable indicator of the potential future volatility of the fund.
2. Membership fees are the monthly fixed dollar charges for membership in the Generate KiwiSaver Scheme. You will pay only \$3 each month even if you are invested in multiple funds within the Generate KiwiSaver Scheme.
3. Cash and cash equivalents' includes the value of foreign exchange hedging derivatives related to the fund's off-shore investments.